



Year 1
phonics
screening



What is Phonics?

- *The children have a 20 minute daily phonics lesson.
- *Children are taught to read by breaking down **words** 'graphemes' into separate **sounds** or 'phonemes'. They are then taught how to **blend** these sounds together to hear and read the whole word.

There are around 40 different sounds.













































The sounds

Digraph- 2 letters making one sound **cow** the children should say this as c-ow and not c-o-w

Trigraphs- 3 letters making one sound **night** the children should say this as n-igh-t and not n-i-g-h-t which does not sound like night.

Split digraphs- 2 vowels with a consonant in between. Use to be known as the magic e! **spine** - **i_e** **home** - **o_e**
cube - **u_e**

a 	o 	x 	t 	e 	p 	r 	i 	n 	m 	h 	b 	d 	g 
s ss 	c k ck 	q qu 	u oo 	j 	y 	ch 	sh 	th 	w wh 				
v 	f ff ph 	ow ou 	l ll 	oa ow oe o e 	oo ue ew u e 	ar 							
ng 	z zz 	ai ay a e 	ear 	igh ie i e ee 	e e ea 	air 							
ure 	oi oy 	or aw au 	er ur ir 	I no go the to into he she we me be was									
you	they	all	are	my	her	said	have	like	so	do	come	some	
			were	there	little	one	when	out	what				

Why year 1?

- *Every Year 1 child in the country will be taking the statutory phonics screening check in June.
- *The check is very similar to tasks the children already complete during phonics lessons and it will be done with the class teacher.
- *The focus of the check is to check that children are reading at age related expectations.
- * The check will ensure children are ready for the year 2 SATs and identify any gaps.

What will the children do?

- *The check will take 4 to 9 minutes to complete;
- *They will be asked to 'sound out' a word and blend the sounds together. e.g. d-o-g - dog
- *The check will consist of 40 words and non-words;
- *Children will be told if the word is a real or 'alien' word, with a corresponding alien image.



Examples of words

in

at

beg

sum


ot



vap



osk



ect



Examples of words

trap

snarl

milk

moist

quigh



herks



jorb



zale



How and when will it be administered?



- *The screening will take place throughout a given week in **June**. The children cannot retake the test at any other time so it is very important your child is in school during this week.
- *Teachers will conduct all of the screening checks with the children. The children are familiar with this routine.
- *The check has been designed so that children of all abilities will be able to take part.
- *The children will complete the check one to one in a quiet area of the school.
- *We are not permitted to indicate to the children at the time whether they have correctly sounded out and / or blended the word.

And the results....?

*The children will be scored against a national standard (*determined by DfE*) in the past this has been 32.

*We will inform you of the results during the summer term with their summer report.

*If your child's score falls below the national standard they will be supported and will complete the screening again in year 2.

How can you help?

Children can practise their phonics by playing games online. They can choose phase 3, 4, or 5

- * Buried Treasure
- * Poop deck Pirates
- * Dragons' den
- * Dinosaur eggs



www.phonicsplay.com
www.ictgames.com/literacy



How can you help?



Name _____

flight	right	bright	flight	brigh
right	bright	flight	right	brigh
flight	right	bright	right	flight
bright	flight	right	flight	brigh
right	bright	flight	right	flight
bright	right	flight	bright	right

How can you help?

REMEMBER: Phonics is not the only way you become a good reader. Continue to read with your child each night and encourage them to:

- * Sound out the words and blend the sounds together.
- * Find the special sounds...use a sound mat to support
- * Re-read to check it makes sense.
- * Ask questions about the book.
- * And most importantly **ENJOY READING!**



Phonic Websites

www.bbc.co.uk/schools/wordsandpictures/phonics/

mix of very good interactive games and worksheets covering most phonic phases. Recommend Sandcastle quiz for phase 3 and 5.

www.bbc.co.uk/schools/ks1bitesize/literacy/

a very good selection of interactive games focussing on phonics and sentence construction. Each is split into medium/hard/really hard and are short and fun.

www.ictgames.com/literacy.html

a great selection of games that link well with games in Letters and Sounds.

www.phonicsplay.co.uk

a selection of interactive games for all phonic phases.

www.free-phonics-worksheets.com

worksheets for-

- long vowel sounds,
- Phase 3 and 5 sounds.

www.firstschoolyears.com

a good selection of resources including worksheets and some interactive games. Covers-

- Phase 3 and 5 sounds
- Phase 6 work such as prefixes and suffixes, plurals and tense worksheets.
- extensive list of long vowel worksheets and games such as hangman.

www.sparklebox.co.uk

www.twinkl.co.uk

Has a Letters and Sounds section that covers all the phonic phases and the tricky words.

www.northwood.org.uk/phonics

interactive games for a range of sounds.

<https://www.youtube.com/watch?v=EYx1CyDMZSc&safe=active>

how to say the sounds - parent information.

https://www.youtube.com/watch?v=_UIv63W9StE&safe=active

phonic screening recap for parents

QUESTIONS

- Will my child be aware it is a test?
- What if my child does not pass?
- How do I ask my child's teacher a question?