


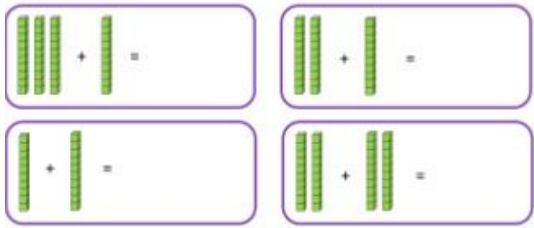


Year 2

Please find today's learning tasks below.

The table below explains the tasks and you will find the resources underneath.

Your child will know which challenge they usually access in each subject and which task will be appropriate for them.

Year group: 2				Date: 14.07.20			
English	Share the link via Internet Explorer: <a href="http://flash.topmarks.co.uk/4047">http://flash.topmarks.co.uk/4047</a>						
	Play the game and choose the bubbles to complete the sentence.						
	Challenge 1		Challenge 2		Challenge 3		
	Complete the conjunction activity cards (see sheet below).						
Maths							
			Click on the link <a href="http://www.wldps.com/gordons/Bingo_-_counting_v4.swf">http://www.wldps.com/gordons/Bingo - counting_v4.swf</a> Complete the Bingo activities of your choice – see if you can play with someone from your family.				

	Challenge 1	Challenge 2	Challenge 3
		Continue today to complete the addition tasks following on from yesterday – see activity sheet below.	
<b>Reading</b>	Log in to Oxford Owl and read / listen to the story 'Beach Detectives' Page 5 – 11 (Chapter 1)		
<b>Phonics</b>	Complete the Common Exception Word Task (see sheet below)		
<b>Other</b>	<p>Today we are continuing to focus on <b>PSHRE / Transition &amp; Memories</b></p> <p>Today you are thinking about your class teacher – see the activity sheet below. Draw a picture of Mrs Nesbitt / Mrs Gray and complete the writing.</p> <div style="display: flex; justify-content: space-around;">   </div>		

Unless otherwise specified, please complete the tasks in either your home learning book or print out the document below.

# English ALL groups

<p align="center"><u>Using 'because', 'that', 'when' and 'if'</u></p>	<p align="center"><u>Using 'because', 'that', 'when' and 'if'</u></p>
<p>1a. Circle all of the conjunctions below.</p> <p align="center">he      the      that</p> <p align="center">because      when</p> <p>★ <span style="float: right;">VF</span></p>	<p>1b. Circle all of the conjunctions below.</p> <p align="center">when      she      if</p> <p align="center">there      that</p> <p>★ <span style="float: right;">VF</span></p>
<p>2a. Underline the conjunction in the sentences below.</p> <p>I fell on the concrete floor because Jim tripped me up.</p> <p>Clean your carpet if it gets messy.</p> <p>★ <span style="float: right;">VF</span></p>	<p>2b. Underline the conjunction in the sentences below.</p> <p>Come and see me when you're finished.</p> <p>I jumped off the wall because I wanted to walk with my mum.</p> <p>★ <span style="float: right;">VF</span></p>
<p>3a. Add a conjunction to complete the sentence below.</p> <p align="center"> <span style="border: 1px solid black; border-radius: 10px; padding: 5px;">when</span>              <span style="border: 1px solid black; border-radius: 10px; padding: 5px;">if</span>              <span style="border: 1px solid black; border-radius: 10px; padding: 5px;">that</span> </p> <p>The girl ate all her dinner _____ her grandma made for her.</p> <p>★ <span style="float: right;">VF</span></p>	<p>3b. Add a conjunction to complete the sentence below.</p> <p align="center"> <span style="border: 1px solid black; border-radius: 10px; padding: 5px;">because</span>              <span style="border: 1px solid black; border-radius: 10px; padding: 5px;">that</span>              <span style="border: 1px solid black; border-radius: 10px; padding: 5px;">if</span> </p> <p>I can get a pet _____ I learn how to look after one.</p> <p>★ <span style="float: right;">VF</span></p>
<p>4a. Tick the sentence that has used a conjunction correctly.</p> <p>A. The man slipped because the ground was wet. <input type="checkbox"/></p> <p>B. The man slipped that the ground was wet. <input type="checkbox"/></p> <p>C. The man slipped if the ground was wet. <input type="checkbox"/></p> <p>★ <span style="float: right;">VF</span></p>	<p>4b. Tick the sentence that has used a conjunction correctly.</p> <p>A. The girl laughed if she went to the circus. <input type="checkbox"/></p> <p>B. The girl laughed when she went to the circus. <input type="checkbox"/></p> <p>C. The girl laughed that she went to the circus. <input type="checkbox"/></p> <p>★ <span style="float: right;">VF</span></p>

Using 'because', 'that', 'when' and 'if'

Using 'because', 'that', 'when' and 'if'

1a. Rearrange the word cards to make a sentence and underline the conjunction.

when	Sam	children
the	cheered	won
race	The	.



A

1b. Rearrange the word cards to make a sentence and underline the conjunction.

his	was	fell
boy	because	.
lace	untied	The



A

2a. Choose a conjunction and add more detail to complete each sentence below.

because	when	if
---------	------	----

Go and get a big drink

The boy loved his bedroom



A

2b. Choose a conjunction and add more detail to complete each sentence below.

that	because	if
------	---------	----

The girl called her friend

The boy pushed the swing



A

3a. Max thinks he has used the correct conjunction in a sentence.



Sally looked after the children when lived next door to her.

Is he correct? Explain why.



B

3b. Tilly thinks she has used the correct conjunction in a sentence.



Tom always shuts his bedroom door if he doesn't like the dark.

Is she correct? Explain why.



B

# Maths ALL groups

## Add 2-Digit Numbers

1a. Add the two numbers below together.

	T	O
	3	7
+	2	4
<hr/>		
<hr/>		



VF

## Add 2-Digit Numbers

1b. Add the two numbers below together.

	T	O
	3	8
+	4	3
<hr/>		
<hr/>		



VF

2a. Find the missing digit.

	T	O
	2	7
+	●	
	4	5



VF

2b. Find the missing digit.

	T	O
+	3	4
		1



VF

3a. True or false?

	T	O
	3	5
+	2	9
<hr/>		
	5	4
<hr/>		



VF

3b. True or false?

	T	O
	1	8
+	4	2
<hr/>		
	5	0
<hr/>		



VF

4a. Circle the incorrect sum that does not equal the answer shown below.

T	O

A.  $19 + 37$     B.  $29 + 27$     C.  $39 + 19$



VF

4b. Circle the incorrect sum that does not equal the answer shown below.

T	O

A.  $48 + 15$     B.  $29 + 32$     C.  $27 + 36$



VF

# Spelling Task

## Common Exception Words (5)

Practise the words on this list using look, say, cover, write and check.

Hint: these words are tricky – you just need to learn how to spell them by practising! Look for words that share the same letter strings – this will help.



**Look** → **Say** → **Cover** → **Write** → **Check**

Word	1st try	2nd try	3rd try
move			
prove			
improve			
sure			
sugar			
could			
should			
would			
who			
whole			

Pick the correct word from your list to go in each sentence:

I need eggs, butter,  and flour to make a cake.

" has finished their work?" asked the teacher.

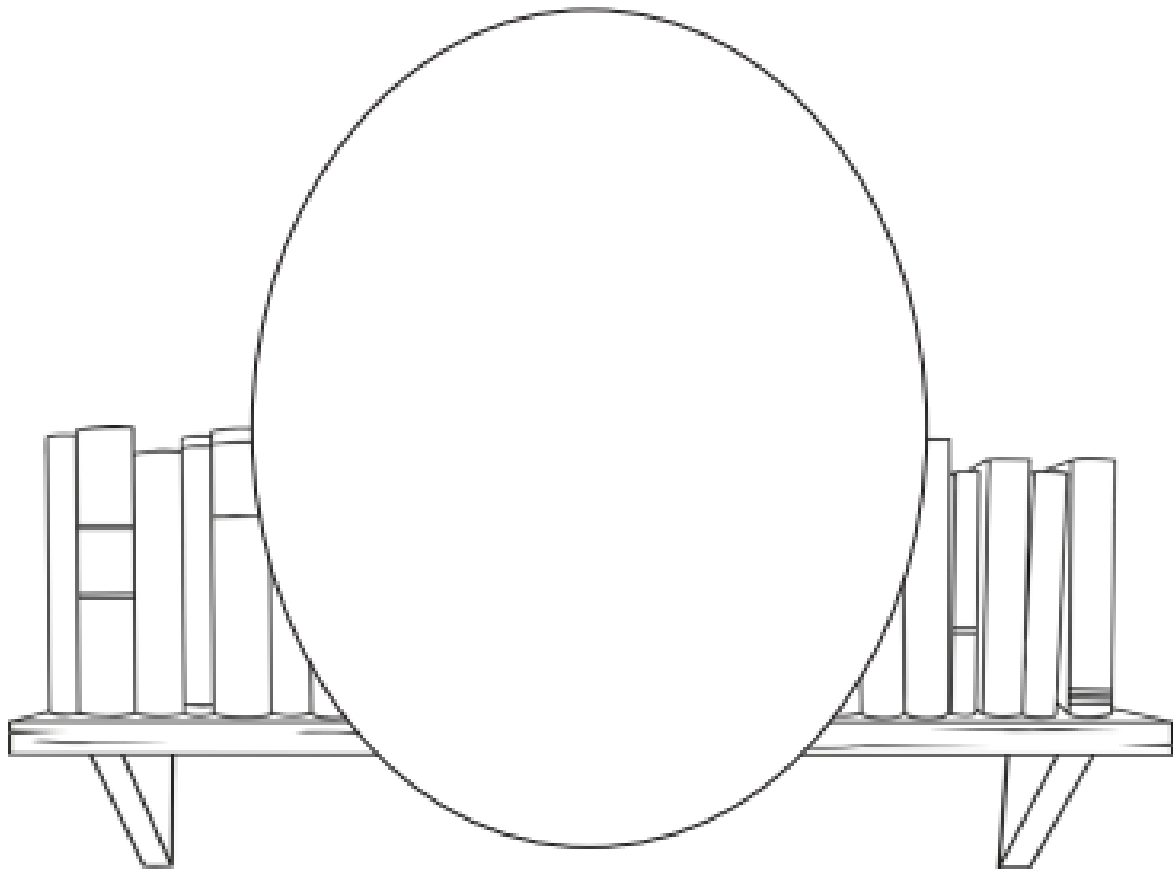
When I was a baby, I  not talk.

She tried hard to  her work.

He felt sick after eating a  bar of chocolate.

Can you make up your own sentences for three of the other words on the list?

# My Teacher



My teacher is called \_\_\_\_\_

He/she is \_\_\_\_\_ and \_\_\_\_\_

He/she has \_\_\_\_\_ and \_\_\_\_\_

I like my teacher because \_\_\_\_\_

\_\_\_\_\_  
\_\_\_\_\_