




Year 2

Please find today's learning tasks below.

The table below explains the tasks and you will find the resources underneath. Your child will know which challenge they usually access in each subject and which task will be appropriate for them.

Year group: 2		Date: 06.07.20	
English		<p>This week our work is going to be based around the story 'A Magical Muddle' share the story a PDF of the story is on the website.</p>	
	<b>Challenge 1</b>	<b>Challenge 2</b>	<b>Challenge 3</b>
	<p>Now you have read the story, you are going to be creating a story board of the story thinking about the sequence of the story and either use the activity sheet / draw your own story map on a page in your book. Pictures and keywords.</p>	<p>Now you have read the story, you are going to be creating a story board of the story thinking about the sequence of the story and either use the activity sheet / draw your own story map on a page in your book. Pictures and keywords.</p> <p>You are not rewriting the story – you are putting keywords onto your map and building up the sequence of the story.</p>	
Maths			
	<p>Log in to TT Rock Stars to complete your x tables challenges (your login is in your Blue Home School Book)</p>		

	Challenge 1	Challenge 2	Challenge 3
	<p>Today you will be learning about Solving Problems to identify a hidden number.</p> <p>Share the link: <a href="http://www.wldps.com/gordons/Wizards_number.swf">http://www.wldps.com/gordons/Wizards_number.swf</a></p> <p>Use the clues to help you find which number is hidden under the Wizard's hat.</p>		
<b>Reading</b>	Complete the Reading Comprehension Task (See sheets below)		
<b>Phonics</b>	Complete the questions on the Spelling / SPAG sheet below.		
<b>Other</b>	<p>Invent a Flying Broomstick Worksheet  <small>Can you design your own special broomstick?</small></p>  <p>Today's task is to design your own Broomstick and think about what special powers it might have!</p>		

Unless otherwise specified, please complete the tasks in either your home learning book or print out the document below.

## A Magical Muddle Story Map

The diagram consists of a 4x3 grid of boxes. Each box contains a number from 1 to 10 and a set of four horizontal lines for writing. The boxes are arranged as follows:

- Row 1: Box 1 (left), Box 6 (middle), Box 7 (right)
- Row 2: Four lines (left), Box 2 (middle), Four lines (right), Box 8 (far right)
- Row 3: Box 3 (left), Box 5 (middle), Box 9 (right)
- Row 4: Four lines (left), Box 4 (middle), Four lines (right), Box 10 (far right)

Arrows indicate the sequence: 1 → 2 → 3 → 4 → 5 → 6 → 7 → 8 → 9 → 10.





## Dilly and the Three Monsters

11 Once upon a time, there lived a small boy called Dilly.  
22 One day, Dilly went for a walk in the mountains and  
32 found a cave made from chocolate. He knocked on the  
42 wall but nobody answered so he went inside. At the  
52 table, there were three bowls of hot soup. Dilly tasted  
63 the soup from the large bowl. "This soup is too thick!"  
73 he cried. He tasted the soup from the medium bowl.  
83 "This soup is too lumpy!" he moaned. Then, he tasted  
94 the soup from the small bowl. This soup was just right  
106 so he ate it all up. As he was eating, the three  
115 monsters came home. Dilly was so surprised that he  
125 jumped over the table and ran all the way home.

## Quick Questions



1. What did Dilly find in the mountains?

\_\_\_\_\_



2. Why do you think that Dilly ran all the way home after meeting the monsters?

\_\_\_\_\_

\_\_\_\_\_



3. Find and copy **two** words from the text that the author has used instead of 'said'.

\_\_\_\_\_



4. Number these lines from 1 to 3 to show the order that they appear in the text.

This soup was just right.

This soup is too thick.

This soup is too lumpy.

## Spelling /SPAG Task

1. Tick the correct word to complete this sentence.

Tomorrow, we will have to stay in \_\_\_\_\_ it is going to rain.

when

or

if

because

2. Tick the correct word to complete this sentence.

\_\_\_\_\_ you get changed, you can go out to play.

And

So

But

If

3. Which sentence is a **command**?

Put on your shoes.

Your feet are growing very quickly.

Do you need some new shoes?

How shiny your shoes are!

4. Add a **suffix** to the word 'listen' to complete this sentence.

Mum is listen\_\_\_\_\_ to the radio.

5. Add a **suffix** to the word 'soft' to complete this sentence.

Baby Bear's bed was soft\_\_\_\_\_ than the others.

6. What type of word is underlined in the sentence below.

Sam went to an exciting party.

noun

verb

adjective

adverb

7. Why do the underlined words start with a capital letter?

In September, Simon is going on holiday to Spain.

---

---

---

8. Circle the two **nouns** in the sentence below.

You must wash your hands before lunch.

Topic Task

# Invent a Flying Broomstick Worksheet

Can you design your own special broomstick?



What name would you give your broomstick?

Does it have any special powers?

---

---