


	Challenge 1	Challenge 2	Challenge 3
English	<p>Can you watch the video by clicking on the link from 2 minutes 40 seconds to 3 minutes 30 seconds and then write a mini retell for each picture?</p> <p>https://www.literacyshed.com/uglysharkling.html</p> <p>Remember to include:</p>  <p>There are spellings to help you.</p>	<p>Use your story map from yesterday to write what you think happens with the UFO in the story?</p> <p>Remember to include:</p> <p>Sentence openers</p> <p>Powerful verbs and adjectives</p> <p>A range of conjunctions</p> <p>Use the example to help you.</p>	<p>Create a story map of what you think is inside the fairy tale house?</p> <p>Remember in your story map use:</p> <p>A range of sentence types</p> <p>Powerful verbs and adjectives</p> <p>A range of conjunctions</p> <p>(I SAW A WABUB)</p> <p>Use the example to help you.</p>
Maths	<p>a) Can you measure the lengths?</p> <p>b) TTrockstars</p>	<p>a)) Can you measure the length of the pencil in cm and then draw lines in cm and mm using the measurements given?</p> <p>b) TTrockstars</p>	<p>a)) Can you measure the pairs of lines and add the lengths together in cm and mm?</p> <p>b) TTrockstars</p>
Reading/ Spellings	<p>Can you practice writing the spellings and then fill in the missing gaps?</p>	<p>Can you practice writing the spellings and then fill in the missing gaps?</p>	<p>Can you practice writing the spellings and then fill in the missing gaps?</p>
<p>Don't worry if you have finished your home links book. Why not have a look at the e books that have been added to this week's folder and get stuck into one of those.</p>			
Other	<p>History - Let's learn about the cowboys. Look at the labelled picture of a cowboy and what they used to wear. Can you now use the picture to write the meaning of each word on the cowboy glossary.</p>		

Challenge 1 spellings

Look and say	Look, say and write	Cover and write	Check and write again
wild			
climb			
most			
only			
both			

Fill in the missing word.

1. The _____ lion lives in the jungle.
2. There is _____ one sweet left.
3. We can _____ have some cake.
4. _____ of the popcorn has gone.
5. I can _____ up high.

Write your own sentences using:

1. wild 2. climb 3. most 4. only 5. both

Challenge 2 and 3 spellings

Look and say	Look, say and write	Cover and write	Check and write again
library			
material			
medicine			
mention			
minute			

Fill in the missing word.

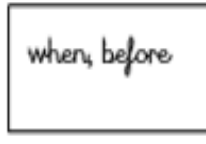
1. I like to visit my local _____ and borrow books.
2. My coat is made of waterproof _____ .
3. I take _____ when I am poorly.
4. I forgot to _____ that I am going swimming after school.
5. It will only take a _____ to tidy up.

Write your own sentences using:

1. library 2. material 3. medicine 4. mention 5. minute

Challenge | English

Vocabulary to help



Spellings to help:

Spellings

Spider Harry hairy
black large cuddly
goggles curly hair
fish scaly snorkel
swimming shark
wiggle laugh Norman
mother father treasure
friends

ly words

carefully happily joyfully
slowly quickly

Openers

Just then Suddenly
Next Today
At that moment

because

when

before

At that moment, Harry was sitting *happily* in the car *because* he was going to the seaside with his best friend, who was a *large, hairy spider*.

Challenge 1 - write a retell for each picture after watching the video.
Look at the example sentence on the page above.

joined
writing

2A

WOW
words



when, before
because

ly







Challenge 2 and 3 English

Use this picture and your story map from yesterday to help you write what happens next in the story.

Ch2

Can you include;

Sentence openers

Powerful verbs and adjectives

A range of conjunctions

(I SAW A WABUB)

Ch 3

Can you include;

A range of sentence types

Powerful verbs and adjectives

A range of conjunctions

(I SAW A WABUB)




Curiously, I stood staring at the enormous shadow shining brightly while I watched in amazement as the beautiful, red tricycle floated towards the UFO.

Challenge 1 Maths

Example - Remember to place the 0 of the ruler at the start of the line.

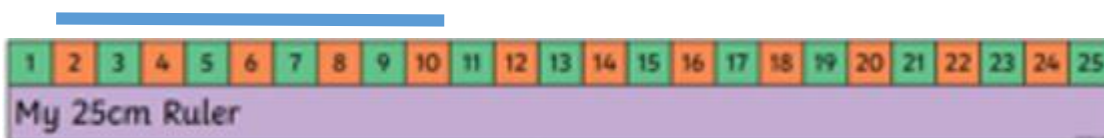
line = 11cm



Measure these lines with a ruler and write the lengths in the boxes.

Task 2

True or false? The measurement of this line is 10cm.



Maths challenge 2 (page 1 of 2)

Example - line = 11cm 5mm



Measure these lines with a ruler and write the measurements in cm and mm. Remember to place the 0 of the ruler at the start of the line



Maths challenge 2 (page 2 of 2)

Now draw lines that are these lengths

11.5 cm

4.5 cm

9 cm

6.5 cm

3.8cm

Task 2

True or False? The measurement of this line is 21cm and 5mm

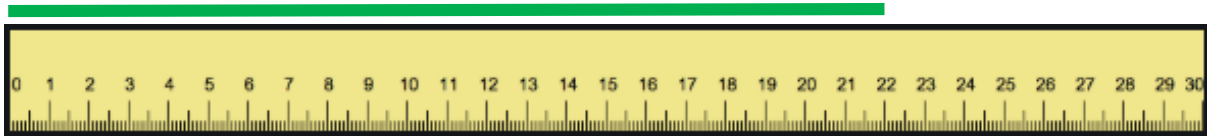


Maths challenge 3 help sheet

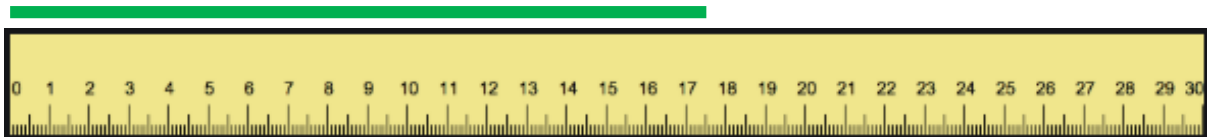
Can you measure each pair of lines and add the measurements together in cm and mm?

Example

22cm

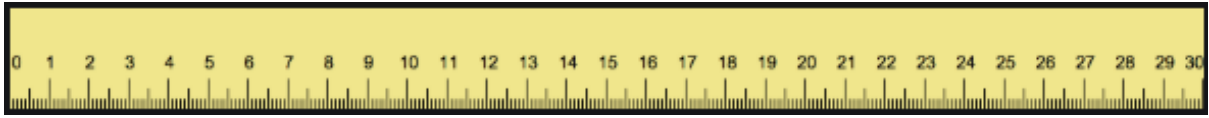


17cm 5mm




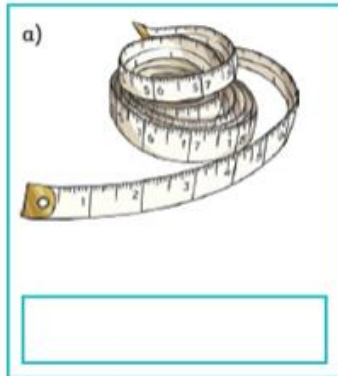
$$22\text{cm} + 17\text{cm } 5\text{mm} = 39\text{cm } 5\text{mm}$$

Maths challenge 3 - measure the 2 lines in cm and mm and add them together.




Challenge 3 Maths task 2

Which unit of measurement is each piece of equipment best to measure? Millimetres, centimetres or metres?



History



Neckerchief to protect the neck from sunburn. Also used as a cloth, bandage, face mask and handkerchief.

Wide-brimmed hat made from felt to protect from the sun. Could also be used as a fan.

Gloves for warmth and protection from rope burns.

Gun holster

Trousers (usually jeans)

Leather chaps to protect the legs from thorns and cactus spines. Woolly chaps could be worn in the winter for warmth.

Spurs to control the horses although they were used carefully. A skilled rider knew how to use spurs without leaving marks.

Leather boots with heels to help keep feet in the stirrups.

BACK

NEXT

COWBOY GLOSSARY



WORD	MEANING
Lasso/Lariat	
Chuck Wagon	
Chaps	
Holster	
Spurs	
Neckerchief	
Wrangler	
Branding	
Bronco	
Steer	