


	Challenge 1	Challenge 2	Challenge 3
English	<p>Can you watch the video by clicking on the link from 1 minute 41 seconds to 2 minutes 40 seconds and then write a mini retell for each picture?</p> <p>https://www.literacyshed.com/uglysharkling.html</p> <p>Remember to include:</p>  <p>There are spellings to help you.</p>	<p>Can you answer the questions on the picture? Remember there is no wrong answer, it is your opinion. Remember to write in full sentences.</p> <p>Part 2 - Draw a picture of what you think will happen next.</p>	<p>Can you answer the questions on the picture? Remember there is no wrong answer, it is your opinion. Remember to write in full sentences.</p> <p>Part 2 - Draw a picture of what you think will happen next.</p>
Maths	<p>a) Can you count the coins and add them together?</p> <p>b) TTrackstars</p>	<p>a)) Can you draw a number line to work out how much change you will receive from a £1 coin.</p> <p>b) TTrackstars</p>	<p>a)) Can you add the 2 amounts together and then draw a number line to show how much change I will receive?</p> <p>b) TTrackstars</p>
Reading/ Spellings	<p>Can you practice writing the spellings and then fill in the missing gaps?</p>	<p>Can you practice writing the spellings and then fill in the missing gaps?</p>	<p>Can you practice writing the spellings and then fill in the missing gaps?</p>
	<p>Don't worry if you have finished your home links book. Why not have a look at the e books that have been added to this week's folder and get stuck into one of those.</p>		
Other	<p>RE - The story of Jesus' temptation - Can you think of something that next year you would be willing to give up for 40 days and 40 nights just like Jesus did?</p>		

Challenge 1 spellings

Look and say	Look, say and write	Cover and write	Check and write again
parents			
Christmas			
everybody			
even			

Fill in the missing word.

1. Hang up your stocking for Father _____ .
2. _____ had fun at the party.
3. My _____ are proud of my reading.
4. 2, 4, 6 and 8 are all _____ numbers.

Challenge 2 and 3 spellings

Look and say	Look, say and write	Cover and write	Check and write again
history			
imagine			
increase			
important			
height			

Fill in the missing word.

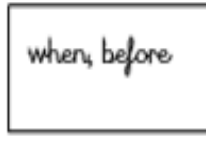
1. I love learning about _____ and geography.
2. I can _____ all the characters in my story.
3. It is _____ to learn your times tables.
4. What is the _____ of the basketball hoop?
5. We need to _____ the number of children who have hot dinners.

Write your own sentences using:

1. history 2. imagine 3. increase 4. important 5. height

Challenge | English

Vocabulary to help



Spellings to help:

Spellings

Spider Harry hairy
black large cuddly
goggles curly hair
fish scaly snorkel
swimming shark
wiggle laugh Norman

ly words

carefully happily joyfully
slowly quickly

Openers

Just then Suddenly
Next Today
At that moment

because

when

before

Example sentence:

At that moment, Harry was sitting **happily** in the car **because** he was going to the seaside with his best friend, who was a **large, hairy spider**.

Challenge 1 - write a retell for each picture after watching the video.
Look at the example sentence on the page above.

joined
writing

2A

WOW
words



when, before
because

ly







Challenge 2 and 3 English - Can you answer these questions. Remember there is no wrong answer. It is your opinion.


UFO



- 1) Where did the UFO come from?
- 2) Who or what is controlling it?
- 3) Why are they taking the tricycle?
- 4) Who does the tricycle belong to?
- 5) Why was the child here alone?
- 6) How is the child feeling?
- 7) What will happen next?

Part 2 - Can you use your answer from question 7 and draw a picture to show what happens next?

Picture



Challenge | Maths coin mat to help

1p one penny coin	2p two pence coin	5p five pence coin	10p ten pence coin	20p twenty pence coin	50p fifty pence coin	£1 one pound coin	£2 two pound coin
							
							twinkl.com

1p one penny coin	2p two pence coin	5p five pence coin	10p ten pence coin	20p twenty pence coin	50p fifty pence coin	£1 one pound coin	£2 two pound coin
							
							twinkl.com

Challenge | Maths

1.



How much? _____

4.



How much? _____

6.



How much? _____

9.



How much? _____

Challenge 1 task 2

| Which set of coins is the odd one out?



How did you work this out?

Challenge 2 Maths help sheet

Draw a number line to help you work out the amount of change.

Remember to:

- A) Draw a blank line
- B) Start the line with the amount given
- C) Jump to the nearest ten first
- D) Jump in tens until you reach £1

Example - How much change would I get from £1 if I spend 63p

$$£1 - 63p = 37p$$



Challenge 2 Maths

Draw a number line to work out the change (see help sheet above)

Today I went to the shop with a £1 coin how much change would I have if I spent:

A) 54p

B) 67p

C) 23p

Challenge 2 task 2

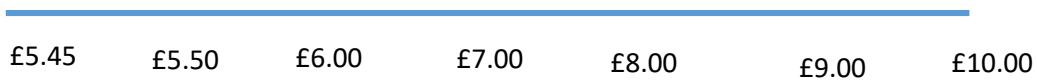
If I spent 24p in the shop and paid with a £1 I would have 86p change. Am I correct? Draw a number line to help you work out the answer.

Challenge 3 help sheet

Example: Can you add the 2 amounts together and then draw a blank number line to see how much change you will receive?

I buy some chocolates for £2.25 and some flowers for £ 3.20. I pay with a £10 note. How much change will receive?


$$\begin{array}{r} \text{£}2.25 \\ + \text{£}3.20 \\ \hline \text{£}5.45 \end{array}$$



$$\text{£}10 - \text{£}5.45 = \text{£}4.55$$

Challenge 3 Maths (page 1 of 3)

I buy some chocolates for £3.25 and some flowers for £ 5.20. I pay with a £10 note. How much change will receive?




I buy a pizza for £4.35 and some juice for £ 1.15. I pay with a £10 note. How much change will receive?




Challenge 3 Maths continued (page 2 of 3)

I buy some magazines for £2.80 and some sweets for £ 2.15. I pay with a £10 note. How much change will receive?

A grid for working out the change, consisting of 10 columns and 10 rows.

I buy some ice creams for £2.10 and some cakes for £ 3.15. I pay with a £10 note. How much change will receive?

A grid for working out the change, consisting of 10 columns and 10 rows.

