



# Kingsfield First School EYFS Home Learning Menu

WC-22nd June 2020

Story of the week - Superworm



Phonics	English	Maths
<p><u>Challenge 1</u></p> <p><b>Task 1:</b> Watch the 'tricky word and sight word' song on YouTube  <a href="https://www.youtube.com/watch?v=TvMyssfAUx0&amp;safe=active">https://www.youtube.com/watch?v=TvMyssfAUx0&amp;safe=active</a></p> <p><b>Task 2:</b> Make you own tricky word flashcards for l, the, to and practise reading and writing them.</p> <p><b>Task 3:</b> Can you create your own snakes and ladders tricky word game (see below).</p>	<p><u>Challenge 1</u></p> <p><b>Task 1:</b> Go on YouTube and watch the story 'Superworm'</p> <p><b>Task 2:</b> Can you think of a new character that superworm is going to rescue? Draw and label them. Try writing a caption.</p> <p><b>Task 3:</b> Use your imagination and create your own story. Get an adult to scribe your story and design a front cover for it. You might even want to use toys to act it out. We would love to read them.</p>	<p><u>Challenge 1</u></p> <p><b>Task 1:</b> Can you create a pattern on the wizards hat?</p> <p><b>Task 2:</b> Can you play I spy mini beasts activity counting to 10?</p> <p><b>Task 3:</b> Can you take away the number of minibeasts? You may want to use objects to help you. Why not do it with your favourite cereal and eat the number you need to take away.</p>
<p><u>Challenge 2</u></p> <p><b>Task 1:</b> Watch the 'phase 3 tricky word song say hello to me' song on YouTube  <a href="https://www.youtube.com/watch?v=R087IYrRpgY&amp;safe=active">https://www.youtube.com/watch?v=R087IYrRpgY&amp;safe=active</a></p> <p><b>Task 2:</b> Make you own tricky word flashcards for he, me, be, you and practise reading and writing them.</p> <p><b>Task 3:</b> Can you create your own snakes and ladders tricky word game (see below).</p>	<p><u>Challenge 2</u></p> <p><b>Task 1:</b> Go on YouTube and watch the story 'Superworm'</p> <p><b>Task 2:</b> Can you think of a new character that superworm is going to rescue? Draw them and write a sentence about your character.</p> <p><b>Task 3:</b> Use your imagination and create your own story. Get an adult to scribe your story and design a front cover for it. You might even want to use toys to act it out. We would love to read them.</p>	<p><u>Challenge 2</u></p> <p><b>Task 1:</b> Can you create a pattern on the wizards hat?</p> <p><b>Task 2:</b> Can you play I spy mini beasts activity counting to 20?</p> <p><b>Task 3:</b> Can you take away the number of minibeasts? You may want to use objects to help you. Why not do it with your favourite cereal and eat the number you need to take away.</p>
<p><u>Challenge 3</u></p> <p><b>Task 1:</b> Watch the 'phase 4 Tricky Words Song Sight Words for said, have, like, come, some, what, when' song on YouTube  <a href="https://www.youtube.com/watch?v=3NOzgr1ANc4&amp;safe=active">https://www.youtube.com/watch?v=3NOzgr1ANc4&amp;safe=active</a></p> <p><b>Task 2:</b> Make you own tricky word flashcards for those in the song and practise reading and writing them.</p> <p><b>Task 3:</b> Can you create your own snakes and ladders tricky word game (see below).</p>	<p><u>Challenge 3</u></p> <p><b>Task 1:</b> go on YouTube and watch the story 'Superworm'</p> <p><b>Task 2:</b> Can you think of a new character that superworm is going to rescue? Draw them and describe why they need rescuing.</p> <p><b>Task 3:</b> Use your imagination and create your own story. Get an adult to scribe your story and design a front cover for it. You might even want to use toys to act it out. We would love to read them.</p>	<p><u>Challenge 3</u></p> <p><b>Task 1:</b> Can you create a pattern on the wizards hat?</p> <p><b>Task 2:</b> Can you play I spy count and add mini beasts activity to 20?</p> <p><b>Task 3:</b> Can you work out the number sentence? You may want to use objects to help you. Why not do it with your favourite cereal and eat the number you need to take away add more when you need to add.</p>







# Kingsfield First School EYFS Home Learning Menu

WC-22nd June 2020

Story of the week - Superworm



The world	Physical development/ Handwriting	Other
<p>Find out all about worms. You can watch the video clip about worms below.</p> <p><a href="https://www.youtube.com/watch?v=7O40A-6Jmt4&amp;safe=active">https://www.youtube.com/watch?v=7O40A-6Jmt4&amp;safe=active</a></p> <p>If the link doesn't work please search on YouTube 'Worms for Kids'</p> <p>Create a poster using the information from the clip and anything else you find out to share what you have learnt about worms.</p> 	<p>Practise forming the letters below for the ladder letters (l, l, t, u,, j, y). Keep practising the ones you need to work on more with the whooshes and flicks. You can use different coloured pens, paint, crayons, chalk.</p> <p>This week is sports week. Create your own obstacle course. Complete it 3 and time yourself completing it. When were you the quickest or slowest?</p> <p>Instead create your own Joe Wicks style work out. Write down each move and how many times to do it. See if you can get a family member to complete it with you.</p>  	<p>On Cbeebies iPlayer search Mr Tumble 'There's a worm at the bottom of the garden' and see if you can learn the song and the sign language.</p> <p><a href="https://www.bbc.co.uk/iplayer/episode/p07j509b/mr-tumble-songs-13-theres-a-worm-at-the-bottom-of-the-garden">https://www.bbc.co.uk/iplayer/episode/p07j509b/mr-tumble-songs-13-theres-a-worm-at-the-bottom-of-the-garden</a></p> <p>Mr Tumble has lots of other sign language clips. Have a look through the others and see if there are any you would like to learn.</p> 

## Creative

Can you create a mini beast hotel using recycled materials. Go for a walk to find resources such as sticks, rocks, leaves, etc. If you can't make one design a hotel and label what you would use.

Or

Create a minibeast using natural materials from outdoors.




## Snakes and Ladders - Tricky Words 1-18



You could use the flashcards from task 2. Create a few more so you have the word more than once and then organise them like the words beside or into a table. If you have string use string as a snake from one word to another and then find something to be the ladder (ribbon, straw, spoon). Roll a die and have a game. If you don't have a die then use the link below to use an online die.


<https://www.random.org/dice/?num=1>

English Challenge | Task 2



A large, empty rounded rectangular box with a blue border, intended for a student's response to the task.

English Challenge 2 Task 2



A large, empty rounded rectangular box with a blue border, intended for a student's response.

Three horizontal black lines spanning the width of the page, intended for writing.

## English Challenge 3 Task 2

List some good describing words:

---

---

---

---

Write in sentences to describe you character  
and their problem


---

---

---


---

---



Maths Challenge | Task 2

Minibeast counting  
to 10



Maths Challenge 1 Task 2

ladybirds



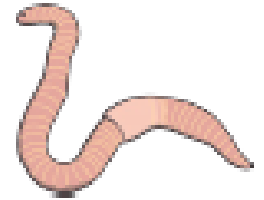
caterpillars




ants



worms



bees



beetles



butterflies



snails



spiders



woodlice



Minibeast counting  
to 10 record sheet.



Maths Challenge | Task 3

Can you work out the  
takeaway and write the  
answer in the circle?


$$12 - 6 = \bigcirc$$


$$8 - 4 = \bigcirc$$


$$10 - 8 = \bigcirc$$


$$8 - 5 = \bigcirc$$


$$10 - 2 = \bigcirc$$

Maths Challenge 2 Task 2

Minibeast counting  
to 20.



Maths Challenge 2 Task 2

Minibeast counting  
to 20 recording sheet.

ladybirds



caterpillars



ants



worms



bees



beetles



butterflies



snails



spiders



woodlice



Maths Challenge 2 Task 3

C2 Can you work out  
the subtraction number  
Sentence? Draw little  
bugs to help you.

$12 - 7 =$

$11 - 4 =$

$15 - 2 =$

$9 - 4 =$

$10 - 8 =$



Maths Challenge 3 Task 2



Minibeast counting  
and adding to 20.







Maths Challenge 3 Task 2



Minibeast counting  
and adding to 20  
recording sheet.

  +   =

  +   =

  +   =


  +   =

  +   =


Maths Challenge 3 Task 3

Can you work out the number sentences and record the answer?


$15 - 8 =$



$8 + 4 =$




$18 - 3 =$



$7 + 6 =$



$12 - 9 =$



## Ladder Letters and Words



l l l l l l l

lib

lab

lot



i i i i i i i

if

is

ill





t t t t t t t

tab

tell

tot



u u u u u u u

up

us

urn



j j j j j j j

jam

jet

job



y y y y y y y

yum




yet

yard

Creative challenge



Maths Wizard pattern hat



# All about Worms

Worms are long and thin. They do not have arms or legs.

Worms have lots and lots of little rings around their body. These are called segments.

Earthworms use their skin to breathe. They don't have lungs like many other animals. They need to stay moist to stay alive.

Worms have tiny hairs all along their body. These help the worm to move through the soil.

Worms eat dead leaves, plants, flowers and old fruit and vegetables.

Worms help to mix layers of the soil together. They burrow under the ground, making tunnels which helps to move the soil around.

They help to break down dead plants and flowers.

Baby worms hatch from tiny cocoons.

Worms don't have eyes but can sense light. They like to live in cool, dark, damp places.