



Kingsfield First School EYFS Home Learning Menu

WC-15th June 2020

Story of the week -What the Ladybird Heard on Holiday



Phonics	English	Maths
<p style="text-align: center;"><u>Challenge 1</u></p> <p>Task 1– Go on forest phonics and practise reading nk and ng words https://www.ictgames.com/mobilePage/forestPhonics/index.html</p> <p>Task 2–Read and sort the real and nonsense words. See words below.</p> <p>Task 3: Read a red RWI book on Oxford Reading Owl.</p>	<p style="text-align: center;"><u>Challenge 1</u></p> <p>Task 1: Go on YouTube and watch the story 'What the ladybird heard on Holiday'</p> <p>Task 2: Recap the story and create your own story map or make some finger</p> <p>Task 3: Can you label the picture or write a list of things you see; mask, hat, sack. Think of some words of your own. Have a go at writing the caption 'a big sack' or 'a black sack'</p>	<p style="text-align: center;"><u>Challenge 1</u></p> <p>Task 1: Log in to TenTown and practise forming your numbers to 10</p> <p>Task 2: Watch numberjacks on YouTube Carry on Counting S2E8 https://www.youtube.com/watch?v=4aC6D4VcmaA&safe=active</p> <p>Task 3: Practise adding to 10</p>
<p style="text-align: center;"><u>Challenge 2</u></p> <p>Task 1 Go on forest phonics and practise reading ee and ea words https://www.ictgames.com/mobilePage/forestPhonics/index.html</p> <p>Task 2 Read and sort the real and nonsense words. See words below.</p> <p>Task 3: Read a book of your choice on Oxford Reading Owl</p>	<p style="text-align: center;"><u>Challenge 2</u></p> <p>Task 1: Go on YouTube and watch the story 'What the ladybird heard on Holiday'</p> <p>Task 2: Can you recap the story and note down key words. Create a swag bag like the one at school.</p> <p>Task 3: Can you write a caption/sentence for the pictures 'See below picture prompts. 'He ran up the wall', 'the bad men picked the lock'.</p>	<p style="text-align: center;"><u>Challenge 2</u></p> <p>Task 1: Log in to TenTown and practise forming your numbers to 20</p> <p>Task 2 Watch numberjacks on YouTube Carry on Counting S2E8 https://www.youtube.com/watch?v=4aC6D4VcmaA&safe=active</p> <p>Task 3: Have a look at the maths sheet below and practise your adding skills</p>
<p style="text-align: center;"><u>Challenge 3</u></p> <p>Task 1 Go on forest phonics and practising reading ar words https://www.ictgames.com/mobilePage/forestPhonics/index.html</p> <p>Task 2 Read and sort the real and nonsense words. See words below.</p> <p>Task 3 Read a yellow book on Oxford Reading Owl.</p>	<p style="text-align: center;"><u>Challenge 3</u></p> <p>Task 1: go on YouTube and watch the story 'What the ladybird heard on Holiday'</p> <p>Task 2: Can you recap the story and note down key words. Create a swag bag like the one at school.</p> <p>Task 3: Can you write sentences to describe the queen and where she lives in the palace.</p>	<p style="text-align: center;"><u>Challenge 3</u></p> <p>Task 1: Log in to TenTown and practise forming your numbers to 20.</p> <p>Task 2 Watch numberjacks on Youtube Two four six eight S1E41 Watch numberjacks on YouTube Carry on Counting S2E8 https://www.youtube.com/watch?v=4aC6D4VcmaA&safe=active</p> <p>Task 3; Have a look at the maths sheet below and see if you can fill in the missing numbers.</p>






Kingsfield First School EYFS Home Learning Menu



WC-15th June 2020

Story of the week -What the Ladybird Heard on Holiday

The world	Physical development/ Handwriting	Other
<p>Can you sort the minibeasts into those with legs and those without legs. Use two pieces of paper as the leaves and draw and label each animal you sort. See the sorting animals below including a mini beast word mat.</p> <p>Minibeasts Sorting Activity Cards</p> 	<p>Practise forming the letters below for the curly caterpillar letters (q, e, s, f, o). Keep practising the ones you need to work on more with the whooshes and flicks. You can use different coloured pens, paint, crayons, chalk,.</p> <p>Watch the dance clip and follow on youtube. https://www.youtube.com/watch?v=HpOe8Ingp_o 'Animal Dance and Freeze– Fun movement Brain Break—Jack Hartman'</p> 	<p>Springwatch is a great site with lots of live videos throughout the day. Go and checkout the website and learn something new about the wildlife that surrounds us.</p> <p>Here is a link which will help you to identify garden birds. See which birds you think you might see in your garden or close to where you live. https://www.wildlifetrusts.org/wildlife/how-identify/identify-garden-birds</p> <p>Build a recycled pond in your garden. Use a washing up bowl, pot, a tray however big or small. https://www.facebook.com/BBCSpringwatch/videos/884616758680662/</p> 

Creative

Fathers day is coming up 20th June 2020. It is a time to say thank you to a special male role model in your life whether that be dad, Grandad, Uncle... Below are a few ideas of cards you could make to tell them.

Have a go at making finger puppets of the characters from the story and act out the story.

Real and Nonsense Words -nk

Can you spot the real and nonsense words? Colour in the real words.

bink	sink
bunk	link
think	fronk
tenk	hink
rink	chunk
yunk	krenk
pink	plenk
tank	bank
stink	blink
wink	thenk

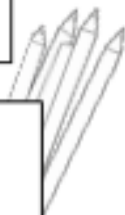
Write the nk real and nonsense words on pieces of scrap paper. Read and sort into what is real and nonsense.

Phase 3 Real and Nonsense Words - ee

Can you spot which words are real and which are nonsense below?

Fill in your key with a different colour for real words and nonsense words and then colour in the correct boxes below.

Real Words <input type="checkbox"/>	Nonsense Words <input type="checkbox"/>
-------------------------------------	---



bee	geep	deep	yeep
zeek	see	week	zeesh
feel	cheen	weed	meet
jeex	weep	yeech	seem
been	keep	feet	cheek

Write the *ee* real and nonsense words on pieces of scrap paper. Read and sort into what is real and nonsense.

Phonics Challenge 3 Task 2

Phase 3 Real and Nonsense Words - ar

Can you spot which words are real and which are nonsense below?

Fill in your key with a different colour for real words and nonsense words and then colour in the correct boxes below.

Real Words <input type="checkbox"/>	Nonsense Words <input type="checkbox"/>
-------------------------------------	---

bar	garx	hard	quarsh
car	warl	jar	quarp
bark	barsh	park	darsh
card	carsh	farm	zarsh
cart	yarp	yard	narf

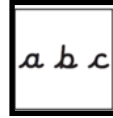
Write the *ee* real and nonsense words on pieces of scrap paper. Read and sort into what is real and nonsense.

English challenge 2 & 3 task 2- keywords



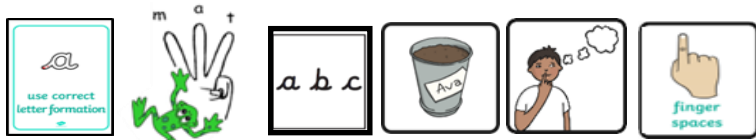
English Challenge | Task 3

CI L.O to label a picture from the story.

An empty rectangular box with a black border, intended for labeling a part of the illustration.An empty rectangular box with a black border, intended for labeling a part of the illustration.An empty rectangular box with a black border, intended for labeling a part of the illustration.

English Challenge 2 Task 3

L.O to write a caption/ simple sentence about the picture from the story



English Challenge 3 Task 3

C3 L.O to write sentences to describe the queen and palace.

use phonics read it again ABC capital letters full stops big smaller you the all into wow



Addition to 10

Write down the answers in the circles.



3 cats + 1 cat =




2 sheep + 4 sheep =



6 workers + 3 workers =



5 ladybugs + 2 ladybugs =



8 horses + 2 horses =

Maths Challenge 2
Task 2

Addition to 10

Write down the answers in the circles.

$2 + \begin{array}{c} \text{cat} \quad \text{cat} \\ \text{+} \\ \text{= } \end{array} = \bigcirc$

$3 + \begin{array}{c} \text{sheep} \\ \text{+} \\ \text{= } \end{array} = \bigcirc$

$5 + \begin{array}{c} \text{worker} \quad \text{worker} \quad \text{worker} \quad \text{worker} \\ \text{+} \\ \text{= } \end{array} = \bigcirc$

$8 + \begin{array}{c} \text{ladybug} \\ \text{+} \\ \text{= } \end{array} = \bigcirc$

$4 + \begin{array}{c} \text{horse} \quad \text{horse} \quad \text{horse} \\ \text{+} \\ \text{= } \end{array} = \bigcirc$

Maths Challenge 3
Task 2

Addition to 10

Write down the answers in the circles.

$$1 + \begin{array}{c} \text{cat} \\ \text{cat} \\ \text{cat} \end{array} + 2 = \bigcirc$$

$$7 + 2 + \bigcirc = 10$$

$$\bigcirc + \begin{array}{c} \text{person} \\ \text{person} \\ \text{person} \\ \text{person} \\ \text{person} \end{array} = 7$$


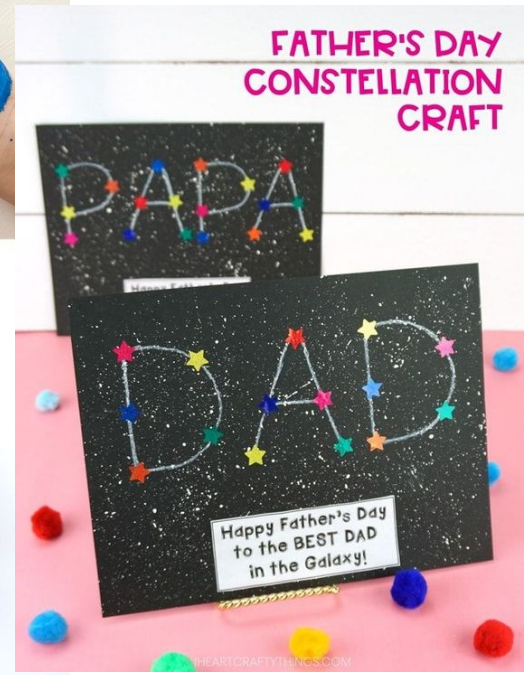

$$\begin{array}{c} \text{ladybug} \\ \text{ladybug} \end{array} + \bigcirc + \begin{array}{c} \text{ladybug} \\ \text{ladybug} \end{array} = 8$$

$$4 + \begin{array}{c} \text{horse} \\ \text{horse} \\ \text{horse} \\ \text{horse} \end{array} + \text{horse} = \bigcirc$$

Creative challenge



thebestideasforkids





q q q q q q q

quack

quick



e e e e e e e

egg

elm

eel



S

S

S

S

S

S

sit

sat

sud



f

f

f

f

f

f

fit

fab

fed



on

off

odd

Now use the handwriting lines below to practise some more letters and words.

Minibeasts Sorting Activity

Sort the minibeasts into the correct group.

Minibeasts with legs



Minibeasts with no legs



Minibeasts Sorting Activity Cards



twinkl.com



twinkl.com



twinkl.com



twinkl.com



twinkl.com



twinkl.com



twinkl.com



twinkl.com



twinkl.com



twinkl.com



twinkl.com



twinkl.com

Minibeast Word Mat



spider



earwig



snail



millipede



crane fly



beetle



ant



fly



ladybird



butterfly



woodlouse



slug



bee



worm



wasp



caterpillar



dragonfly