





Terrific Tigers

Please find today's learning tasks below.

The table below explains the tasks and you will find the resources underneath.

Your child will know which challenge they usually access in each subject and which task will be appropriate for them.

Year group: 1 Date: 20.05.20			
English	 <p>Today we are going to be share the story. Click on the link below https://www.youtube.com/watch?v=OaX_zGZ00Y8 Listen to the story and think about the character of Beegu</p> <p>Today we are going to be writing a description of the character. We need to include lots of adjectives (describing words) in a description. Click on the link here https://www.bbc.co.uk/bitesize/topics/zrqqtfr/articles/zy2r6yc and watch the clip about adjectives and complete the 2 activities.</p>		
	Challenge 1	Challenge 2	Challenge 3
	<p>Today we are going to write a simple sentence about Beegu to describe what she is like. Use the word bank to write some sentences about what Beegu might say. e.g. I am yellow. Don't forget whooshes and flicks and use the sound mats to help. Use capital letters and full stops too. You could make a longer sentence using 'and'.</p>	<p>Draw a picture of Beegu and complete 6 adjectives. Use these and some others to write 2A sentences about the Alien character.</p> <p>Read out your sentences to your adult. Have you remembered to put a comma between your adjectives in your 2A sentences?</p>	<p>Draw a picture of Beegu and complete 10 adjectives. Use these to write a description of the character including 2A sentences, compound sentences and a statement sentence (remember the work completed yesterday).</p> <p>Read out your description to your adult. Have you remembered to put a comma between your adjectives in your 2A sentences? Did you manage to complete a statement sentence?</p>

Maths	<p style="text-align: center;">Today we are continuing to look at MONEY. Can you name all coins, look at them again and tell your adult what they are.</p> <div style="text-align: center;">  </div>		
	<p style="text-align: center;">Challenge 1</p> <p>Today we are looking at and naming notes. Look at real notes if you can or use the sheet below to look at and talk about the notes. <i>What are the colours of each note?</i> <i>Can you describe what £5, £10 and £20 look like?</i> <i>What is the same / different about each note?</i> <i>How many £5s in £10?</i> <i>How many £10s in £20?</i> Next, can you write the value of each note – write it in your home learning book and take care with the £ sign – it goes at the start before the number! You might need to practise this!</p>	<p style="text-align: center;">Challenge 2</p> <p>Today we are looking at and naming notes. Use the sheet below or show an adult the name of each note. If you can write down the value of each note and remember to write the pound sign £ (before the number). You might need to practise this! Can you do the extension activity?</p>	<p style="text-align: center;">Challenge 3</p> <p>Today we are looking at and naming notes. Use the sheet below to make the amount shown. If you cannot print, tell an adult how many of each note you would need to make the total. Can you do the extension activity?</p>
Reading	<p style="text-align: center;">Go to education city and complete the reading task set for your Challenge.</p> <div style="text-align: right;">  </div>		
Phonics	<p>Practise reading the sounds on the Phase 2 and 3 sound mats below. How many sounds can you say? Have another go and see if you can beat your first score!</p>	<p>Practise reading all of the sounds on Phase 5 sound mat below. Now can you think of a word for each sound? Tell someone in your home which words you know.</p>	
Other	<p>Today the focus is Science.</p>		

At School we went on Autumn and Winter walks to find out about the weather. The current season is Spring but it is changing soon into Summer.

Firstly, visit <https://www.bbc.co.uk/bitesize/topics/zkvv4wx/articles/zcx3gk7> Then, I want you to carefully go outside and look at what is happening to the plants, trees and weather.



























- Are there leaves on the trees? What colour are they?
- Are the plants flowering or growing?
- What is the weather like today? What has it been like recently? Cold or warm, dry or rainy?

As a follow up you have a choice.




























- Use the sheet below (or write in your home learning book) to write about Spring
- Draw and label a picture to show the season.

We can't wait to see them!

Unless otherwise specified, please complete the tasks in either your home learning book or print out the document below.

a 	b 	c 	d 	e 	f 	g 
h 	i 	j 	k 	l 	m 	n 
o 	p 	q 	r 	s 	t 	u 
v 	w 	x 	y 	z 	Sound Mat 1	

Sound Mat 2

ng 	nk 	sh 	ch 	th 	ay 	ai 	ee 	ea 
igh 	ow 	oa 	oo 	oo 	ar 	or 	ou 	ow 
oi 	oy 	er 	ir 	ur 	air 	ear 	ure 	qu 

English Challenge 1

Choose a word to make sentences for Beegu to say.

You need a capital letter and full stop and finger spaces!

sad

upset

kind

yellow


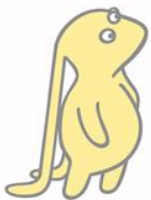
worried

funny

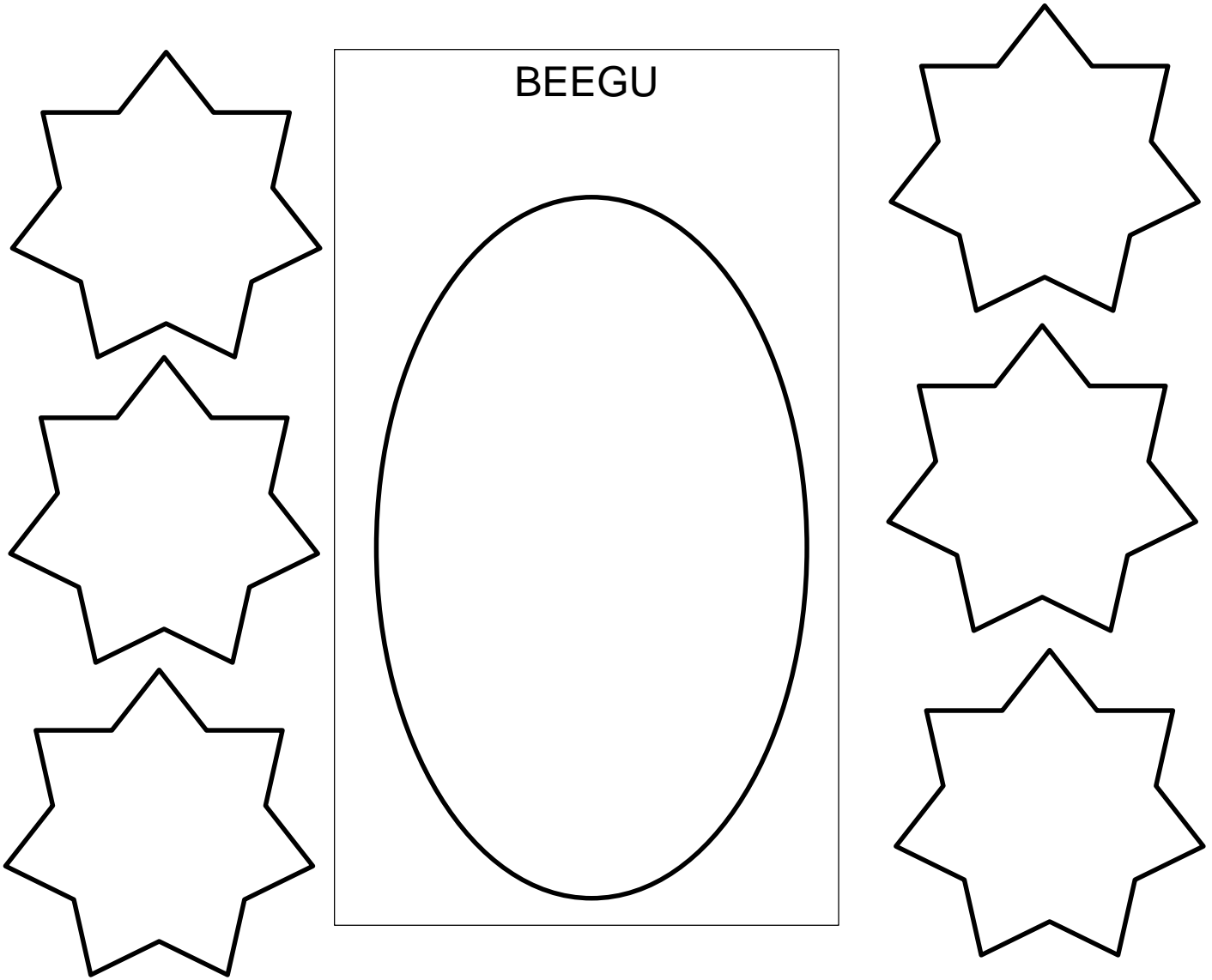
lonely

small

friendly




English Challenge 2 Draw the character and then write 6 adjectives in the stars around the picture.



Write some super 2A sentences about the character below.

English Challenge 3 Draw the character and then write lots of adjectives in the banner – try to think about size, shape, colour etc.



Write a super description of the character below, remember to include 2A sentences, compound sentences and a statement sentence if you can!

Challenge 1 and 2 Phonics

My Phase 2 Sound Mat

s



a



t



p



i



n



m



d



g



o



c



k



ck



e



u



r



h



b



f



ff



l



ll



ss












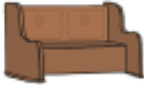












My Phase 3 Sound Mat

j 	v 	w 	x 	y 	z 	zz 	qu 
ch 	sh 	th 	ng 	ai 	ee 	igh 	oa 
oo 	oo 	ar 	or 	ur 	ow 	oi 	ear 
air 	ure  Pure	er 	 visit twinkl.com				

Challenge 3 Phonics

My Phase 5 Sound Mat

ay 	ou 	ie 	ea 	oy 	ir 	ue 	ue 
aw 	wh 	ph 	ew 	ew 	oe 	au 	ey 
a-e 	e-e* 	i-e 	o-e 	u-e 	u-e 		

*even

Challenge 1 Maths



Challenge 2 Maths




Look at the notes below.



Can you describe them? What is the same? What is different?

Now look at these notes:



	What is the value?	How many are there?
		
		
		

Challenge 2 Extension



Do I have more than £15?



How much has he got?

Challenge 3 Maths

Look at the notes below.







Can you describe them? What is the same? What is different?

Can you write their value? Remember to use the £ sign at the start – you may need to practise this sign!

Colour the coins and notes to show the amounts shown.



£10	Five £10 banknote specimens arranged in a row.
£30	Six £10 banknote specimens arranged in a row.
£15	Three £5 banknote specimens arranged in a row.
£30	Six banknote specimens arranged in a row: two £10 banknotes followed by four £5 banknotes.

£25	
£40	
£20	
£25	

Challenge 3 Extension

Who has the most money? Explain how you know.

solve

Mo	Kat
	

Spring Writing Activity

Write a sentence about each of the spring pictures.
Use the boxes at the top to help you.

flowers



tree



bud



sound it out



finger spaces

blossom



grow



full stop

