



**YOU DO NOT NEED TO PRINT PAGES**


use your homework OR doodle book for writing, drawing and recording activities detailed below.

| Year group: Reception   |   | Date: Wednesday 13th May 2020   |  |
|---|---|---|--|
|   | Challenge 1   | Challenge 2 / 2 +   | Challenge 3  |
| <b>English</b><br> | <p>Have a look at the magical fairy door below. Can you draw what you might see behind and label what you have drawn.</p> <p>Don't forget to use your Fred fingers to segment and hear the sounds in the words you want to write.</p> <p>Use your phonic knowledge to write each label.</p> | <p>Have a look at the fairy door below, Can you draw what you might see behind and write a caption or a sentence to describe what you have drawn.</p> <p>You could start your sentence with<br/>I can see...</p>  | <p>Have a look at the fairy door below. Can you write a few sentences about what you will discover when you walk through fairy door.</p> <p>You could start off your writing with.<br/>Behind the door...<br/>On the other side...<br/>When I peeked inside...<br/>I crept inside and saw...</p> |
| <b>Maths</b>  | <p>Access your Tentown login and practise your number formation for numbers 1 to 10. Remember to say the rhyme as you practise writing the number.</p> <p>Now practise writing them in your own way see below for ideas.</p>  | <p>Access your Tentown login and practise your number formation for numbers 11 12 and 13. Remember to say the rhyme as you practise writing the number.</p> <p>Now practise writing them in your own way see below for ideas.</p>  |  |
| <b>Phonics/ Reading</b>   | <p>Can you make the word in the phonics game. How many can you do. See instruction below.</p> <p><a href="https://new.phonicsplay.co.uk/resources/phase/2/rocket-rescue">https://new.phonicsplay.co.uk/resources/phase/2/rocket-rescue</a></p>  | <p>Phonics in the forest with Peter Pan. Click on the sound ng, nk, ch, sh, th. Listen to the word and drag the letters to build it.</p> <p><a href="https://www.ictgames.com/mobilePage/forestPhonics/index.html">https://www.ictgames.com/mobilePage/forestPhonics/index.html</a></p>                                 | <p>Phonics in the forest with Peter Pan. Click on the sound ee, ea, ay, aii. Listen to the word and drag the letters to build it.</p> <p><a href="https://www.ictgames.com/mobilePage/forestPhonics/index.html">https://www.ictgames.com/mobilePage/forestPhonics/index.html</a></p>             |
| <b>Other</b>  | <p>Can you go on a treasure hunt to find different things. Have a look at the treasure hunting sheet below which gives you ideas on what to find. You could even ask someone to time how long it takes you?</p> <p>There is also a spot the different below—that you could have a go at</p> |   |  |

# The Fairy Door


THE FAIRY DOOR





English challenge 1

Can you draw and label what you might see  
behind the fairy door?



English challenge 2

Can you draw what you might see behind the fairy door and write a caption or a sentence?



---

---

---

---



---

---

---

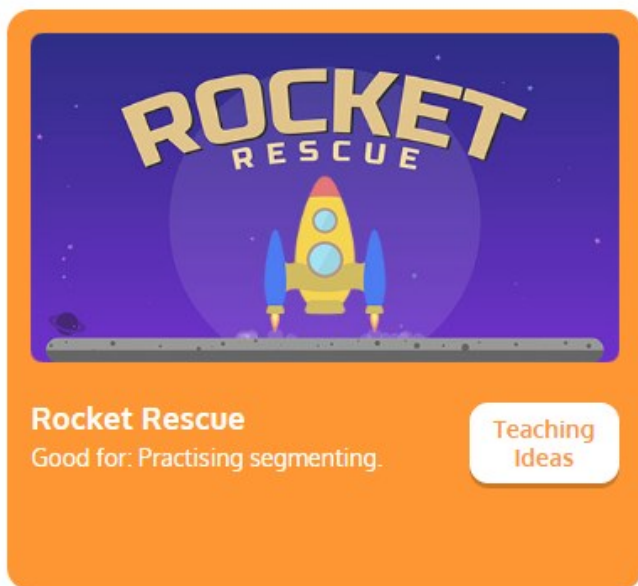


Maths extension number formation.



# Phonics challenge 1

<https://new.phonicsplay.co.uk/resources/phase/2/rocket-rescue>

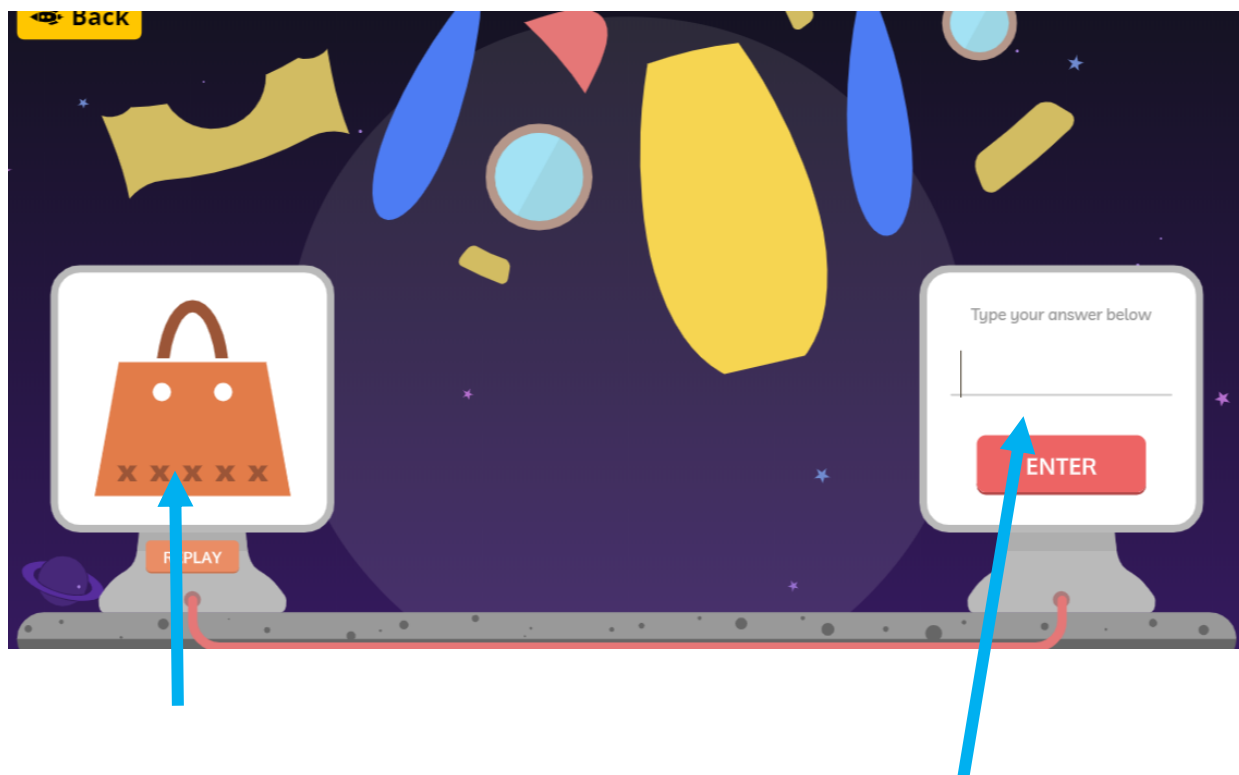


Click on the link or type in google new.phonicsplay.co.uk

Username: march20

Password: home

Click on resources and go to Rocket Rescue.



Look at the picture. Now use your Fred fingers to segment the sounds in the word. Place replay if you need to hear the word again.

So for the picture above we have a b—a—g bag.

Find the letters on the keyboard to build the word and press enter.

# Phonics challenge 3

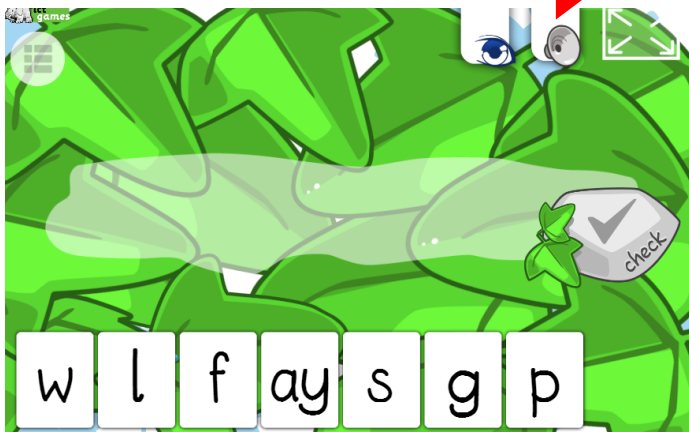
Click on the link below to take you to the game or type into google 'Forest Phonics ICT games' and click the first link.

<https://www.ictgames.com/mobilePage/forestPhonics/index.html>



Click on the slug and he will make a slimey line to drag your letters on to to build the word

If you need to listen to the word again click on the speaker.



When you have built your word click check



# Phonics challenge 2

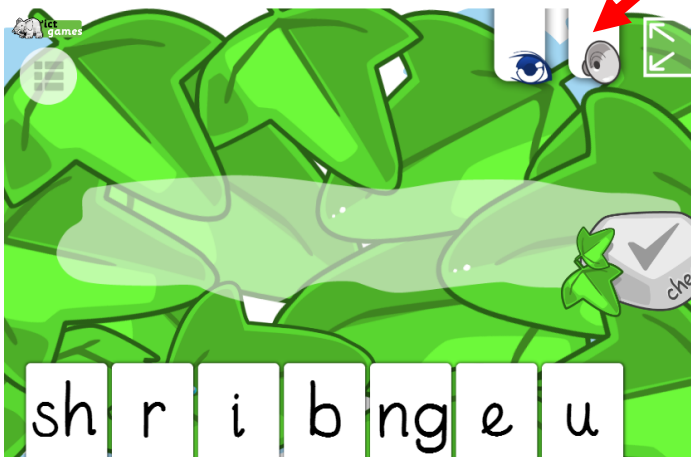
Click on the link below to take you to the game or type into google 'Forest Phonics ICT games' and click the first link.

<https://www.ictgames.com/mobilePage/forestPhonics/index.html>



Click on the slug and he will make a slimey line to drag your letters on to to build the word

If you need to listen to the word again click on the speaker.



When you have built your word click check

# Household Items Treasure Hunt

Look around your house to find items that solve the clues. Draw the items in the boxes. Will everyone in your house find the same things? Can you find something different? Can you find and draw...?



something yellow

A large empty rectangular box with a light blue border, intended for drawing a yellow household item.

something square

A large empty rectangular box with a light blue border, intended for drawing a square household item.

something that shows the number 5

A large empty rectangular box with a light blue border, intended for drawing a household item that shows the number 5.

something that is a sphere

A large empty rectangular box with a light blue border, intended for drawing a spherical household item.

something that is blue

A large empty rectangular box with a light blue border, intended for drawing a blue household item.

something that is empty

A large empty rectangular box with a light blue border, intended for drawing an empty household item.

something that is taller than you

A large empty rectangular box with a light blue border, intended for drawing a household item taller than the person.

something that is a cube

A large empty rectangular box with a light blue border, intended for drawing a cubical household item.

something that shows the number 10

A large empty rectangular box with a light blue border, intended for drawing a household item that shows the number 10.

two things that are cylinders

A large empty rectangular box with a light blue border, intended for drawing two cylindrical household items.

three things that are the same

A large empty rectangular box with a light blue border, intended for drawing three identical household items.

four things that are smaller than your hand

A large empty rectangular box with a light blue border, intended for drawing four household items smaller than a hand.

# Spot The Difference

There are 6 differences in the pictures below, can you find them?

