





## Terrific Tigers

Please find today's learning tasks below.

The table below explains the tasks and you will find the resources underneath. Your child will know which challenge they usually access in each subject and which task will be appropriate for them.

Year group: 1				Date Wednesday 6th May			
Challenge 1		Challenge 2		Challenge 3			
<b>English</b>	<b>Watch</b> <a href="https://www.youtube.com/watch?v=wU1GxlOfgyw">https://www.youtube.com/watch?v=wU1GxlOfgyw</a> <b>Sam's Sandwich by David Pelham</b>						
	<p style="color: red;">Today we will make a sandwich.</p> <p>Make a note of the ingredients you use and how you made it as you will write these instructions tomorrow. It will be helpful if you can take some photos as you're making it to help you remember tomorrow.</p>						
<b>Maths</b>	<p>In this lesson children will explore what is in front of them, behind them and what is to their left and right. It is important that children understand their starting position will affect their answers.</p> <p><i>Ask questions such as:</i></p> <p><i>What is in front / behind you?</i></p> <p><i>What is to your left / right / above / below?</i></p> <p><i>How we can describe the position of ___?</i></p>						
	<b>Position</b>  Draw or write in the table below to show what is in front of you, behind you, to the left and to the right of you. <b>Extension:</b> Move to another place and have another go!	<b>Position</b>  Look at the fruit on the sheet below and either print and complete the sheet or tell a grown up where the fruit is, completing the sentences using the words given. <b>Extension:</b> Add another piece of fruit of your own and write another sentence.	<b>Position</b>  Look at the shapes on the sheet below and either print and complete the sheet or tell a grown up where the shapes are, completing the sentences using the words given. <b>Extension:</b>				

			Can you write sentences to describe where the animals are in relation to each other?
<b>Phonics</b>	<p>Go to <a href="https://www.starfall.com/h/ltr-lv-e/petes-sheep/?sn=ltr-classic">https://www.starfall.com/h/ltr-lv-e/petes-sheep/?sn=ltr-classic</a> and read Pete's Sheep. You can click on each word in the story and it will sound it out for you!</p> 	<p>Go to <a href="https://www.starfall.com/h/ltr-pc-vt/soap-boat/?sn=ltr-classic">https://www.starfall.com/h/ltr-pc-vt/soap-boat/?sn=ltr-classic</a> and read Soap Boat. You can click on each word in the story and it will sound it out for you!</p> 	<p>Go to <a href="https://www.starfall.com/h/ltr-pc-y/my-family/?sn=ltr-classic">https://www.starfall.com/h/ltr-pc-y/my-family/?sn=ltr-classic</a></p>  <p>and read</p>  <p>You can click on each word in the story and it will sound it out for you!</p>
<b>Reading</b>	Go to Education City and read Wheelie Wednesday. Use your log in details.	Go to Education City and log in with your details. Complete the reading task A Day in the Park and then do the activity sheet.	Go to Education City and log in. Complete the reading task The Hedgehog and the Mouse.
<b>Other</b>	<p>Today we are continuing to think and learn about <b>VE Day</b>.  Read the sheets below (use challenge 1, 2 or 3 as you do for English)  After you have read the sheet, see if you can answer the questions and tell your adult the answer (you don't need to write them down unless you really want to).  Have a go at making bunting – maybe you could decorate your window ready for Friday?</p>		

Unless otherwise specified , please complete the tasks in either your home learning book or on a word document.

### **Challenge 1 Maths**

Describe what is around you and complete the table below.

In front of you	Behind you	To the left of you	To the right of you

### **Extension: Move to a new place and repeat:**

Describe what is around you and complete the table below.

In front of you	Behind you	To the left of you	To the right of you

## Challenge 2 Maths

Using the words above, below, to the right of, to the left of, and in between, describe where the fruit is.



The pear is to the \_\_\_\_\_ of the orange.

The red apple is to the \_\_\_\_\_ of the banana.

The cherry is \_\_\_\_\_ the orange.

The banana is \_\_\_\_\_ the green apple.

The pear is to the \_\_\_\_\_ of the orange.

---

### Extension:

Add another piece of fruit and write another sentence!

---



---

---

### Challenge 3 Maths

Complete the sentences using **above**, **below**, **left** or **right**.

a



The circle is to the \_\_\_\_\_ of the triangle.


The square is to the right of the \_\_\_\_\_.

The triangle is to the \_\_\_\_\_ of the square.

The \_\_\_\_\_ is to the left of the circle.

### Extension:

Create your own sentences using **above**, **below**, **left** or **right**.



---

---

---

---



## Challenge 1 and 2 VE Day

# Victory in Europe Day

Victory in Europe Day is usually called VE Day.



### What Is VE Day?

- VE Day is a day to remember the end of the Second World War.
- It is a day to remember the bravery of those who lived during the war.
- It is a day to remember the soldiers who were in the war.

### Time to Celebrate

- VE Day is always on May 8th.
- On May 7th 1945, Germany **surrendered** the war.
- People **celebrated** with street parties.
- People wore red, white and blue – the colours of the British flag.
- People waved flags.

### Glossary

**celebrate** – to do something special for a special occasion

**surrender** – to agree to stop fighting



# Questions

1. Complete this sentence:

Victory in Europe Day is usually called \_\_\_\_\_.

VE Day

Peace Day

PE Day

2. What do we remember on VE Day? Tick one.

- the end of the First World War
- the end of the Second World War
- the end of the Third World War

3. When is VE Day? Tick one.

- May 7th
- May 8th
- May 9th

4. What did people do to celebrate VE Day? Tick two.

- they went swimming
- they had street parties
- they wore red, white and blue
- they wore green, purple and pink

5. What does the word *surrender* mean? Tick one.

- to agree to go to a party
  - to agree to stop fighting
  - to say sorry
-



## Challenge 3 VE Day

# Victory in Europe Day

Victory in Europe Day is usually called VE Day.



### What Is VE Day?

- VE Day is a day to remember the end of the Second World War.
- It is a day to remember the bravery and suffering of those who lived during the war.
- It is a day to remember the courage of the soldiers who fought during the war.

### Time to Celebrate

- On May 7th 1945, Germany **surrendered** the war.
- The first VE Day took place on May 8th 1945.
- At 3pm on May 8th 1945, the Prime Minister, Winston Churchill, made a speech to **announce** the end of the war.



### How Did People Celebrate the First VE Day?

People travelled to London for parades, dancing, singing and fireworks. The centre of London was filled with people wearing red, white and blue and waving flags. There were street parties all over the country.

### Glossary

**announce** – to tell people about something important

**celebrate** – to do something special for a special occasion

**surrender** – to agree to stop fighting

# Questions

1. Complete this sentence:

Victory in Europe Day is usually called \_\_\_\_\_.

2. What do we remember on VE Day? Tick one.

- the end of the First World War
- the end of the Second World War
- the end of the Third World War

3. What happened on May 7th, 1945? Tick one.

- people in London had parties
- Germany surrendered the war
- Winston Churchill made a speech

4. Write two ways people celebrated the end of the war.

---

---

5. Match the word to the correct meaning.

announce

to do something special for a special occasion

celebrate

to tell people about something important

surrender

to agree to stop fighting



*Union Jack Bunting*

Create some bunting to decorate your window for Friday. Draw / Print as many as you want to colour over the next few days!

