



Year 2

Please find today's learning tasks below.

The table below explains the tasks and you will find the resources underneath.

Your child will know which challenge they usually access in each subject and which task will be appropriate for them.

Year group: 2				Date: 16.06.20			
English		Read the poem 'Sailing Out to Space'					
		Challenge 1		Challenge 2		Challenge 3	
		<p>Understanding different features of poems is important. This poem has some rhyming words, but it also has some interesting words in the text you may / may not know the meaning of.</p> <p>Understanding the meaning of words is very important so you understand the text / poem.</p> <p>Complete the activities on the task sheet below.</p>					
Maths				<p>Click on the link http://www.wldps.com/gordons/Bingo - counting_v4.swf</p> <p>Complete the Bingo activities of your choice – see if you can play with someone from your family.</p>			
		Challenge 1		Challenge 2		Challenge 3	
		<p>Today you are going to be completing some work on Pictograms</p> <p>Share the link</p> <p>https://www.bbc.co.uk/bitesize/clips/zg4d2hv</p> <p>Now complete the activity sheets and reasoning tasks below.</p>					

Reading	Log in to Oxford Owl and search for the text 'Spread the Word' read / listen to the text up to Page 12.
Phonics	Click on the link http://www.ictgames.com/mobilePage/spookySpellings/index.html Spooky Spellings to spell the Common Exception Words
Other	<p style="text-align: center;">Today we are going to do some Art.</p> <p style="text-align: center;">Today you are going to do some work based on the largest planet in the Solar Sytem Jupiter</p> <p style="text-align: center;">Share the PPT (PDF version on our website) Look carefully at the picture of Jupiter – look at the swirls and whirls of the planet.</p> <p style="text-align: center;">Create your own image based on the photographs of Jupiter – you could use whatever materials you have / want to such as chalk, crayons, pastels, paint, paper!</p>

Unless otherwise specified, please complete the tasks in either your home learning book or print out the document below.

English Task ALL Groups



Sailing out to Space

I dream of sailing out to space,
Upon a yacht of stars.
With port holes all along the sides,
I'd gaze amazed at Mars.

With mast made strong with spider webs,
And sail of fluffy cloud,
I'd watch the Earth go sweeping past,
As out to space I ploughed.

With stars in front and stars behind,
And planets far and near,
I'd sail my yacht around the rings,
Of Saturn with a cheer.

And onwards passing Jupiter,
To watch the big, red storm.
Then far around its outer moons,
And through an asteroid swarm.

I dream of sailing out to space,
To catch a star or two.
Exploring through the universe,
And just take in the view.



1)Read the poem – can you spot any rhyming words?

2)What do you notice about the pattern?

3)Put these words into alphabetical order.

yacht

port holes

gaze

ploughed

storm

asteroid

swarm

exploring

universe

3)Write a glossary of the meaning of these words – you can look for the word in a dictionary if you have one. Otherwise, click on this link and use an online dictionary.

<https://kids.britannica.com/kids/browse/dictionary>

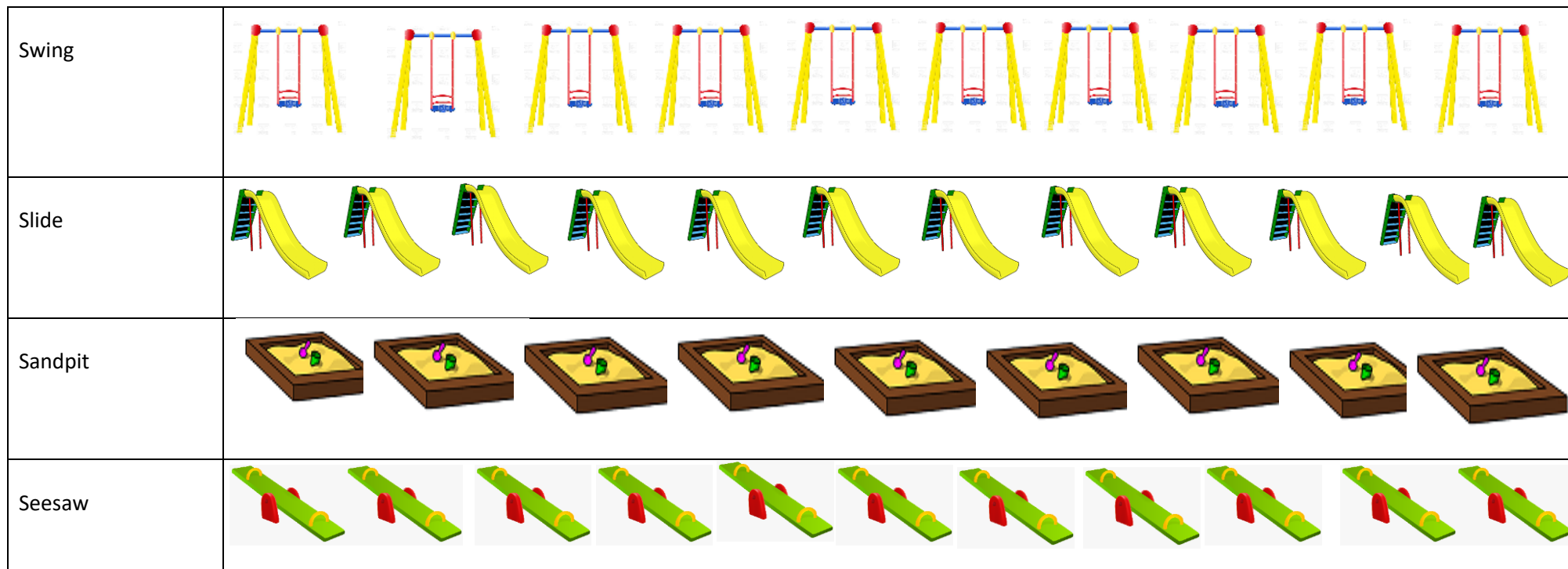
Maths Task 2 ALL groups

Park Rides	Tally
Swing	
Slide	
Sandpit	
Seesaw	

Look at the pictogram below and answer the questions below:

- 1) How many times was the slide used? _____
- 2) How many more times was the slide used than the sandpit? _____
- 3) How many times were the slide and the sandpit used altogether?

- 4) Which equipment was used the least? _____
- 5) Which equipment was used the most? _____



Rosie and Josh are drawing pictograms using the statements below. Their pictograms are different, but both are correct.

Summer is the most popular.

Half the people that like summer chose autumn.

Winter was more popular than spring.

Between 25 and 45 people were asked.

Spring was the least popular.

No more than 15 people said summer was their favourite.

Complete a pictogram to show how Rosie might present the data.

Winter	
Spring	
Summer	
Autumn	

● = 1 person

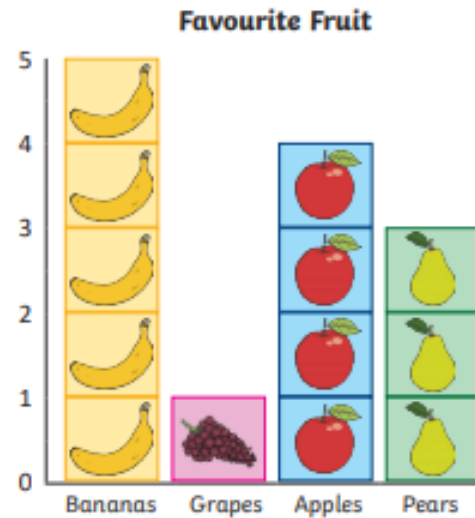
Now draw a different pictogram to show the data how Josh might present it.

Reasoning Task ALL groups


Y2 Maths Statistics

Nice and Spicy! 


- How many children chose apples as their favourite fruit?
- Which fruit was the least popular?








Y2 Maths Statistics

Nice and Spicy! 

Can you count the leftover fruit and sort them into a tally chart?



Tally Chart

	Tally	Total
		
		
		
		
		

Topic Task

