


use your homework OR doodle book for writing, drawing and recording activities detailed below.

Year group: Reception		Date: Thursday 7th May 2020	
	Challenge 1	Challenge 2 / 2 +	Challenge 3
English	<p>Can you label the pictures from the story (belt / top)</p> <p>Then have a go at writing</p> <p>' Fox in bed '</p> <p>Try to remember the words on your own and sound them out!</p>	<p>Can you unjumble the captions to help the giant and write them on the lines</p> <p><u>Challenge 2+</u></p> <p>Can you write a sentence about each picture from the story (3 sentences) remember finger spaces & full stops!</p>	<p>Have a go at changing the story with help from your adult—think of a new character & problem for the story</p> <p>E.g the cow was dirty from standing outside in the rain so he borrowed the giants hat for a bath</p> <p>Make it as silly as you like!</p>
Maths	<p>Today we are continuing to think about capacity—have a go at drawing three jars in your homework book (or use the sheet provided below) then have a look at the capacity label and try to fill the jars to match using your own choice of resources. See example below for inspiration!</p> <p>Extension—can you cut out the capacity pictures and stick them down in the right order OR—get some plastic cups, beakers or bottles at home and explore capacity in your sink or bath. Use the different capacity cards below to help you!</p>		
Phonics/ Reading	<p style="text-align: center;"><u>Reading Comprehension</u></p> <p>Read the story of 'Little Red riding hood' to your child (see sheet attached) then ask them to answer the questions that follow to develop their comprehension and understanding.</p> <p>PLEASE NOTE—there are 3 different levels of questions—do not ask your child the full 3 sheets , choose the questions you feel are appropriate.</p> <p style="text-align: center;">SEE ADDITIONAL DOCUMENT ON WEBSITE!</p>		
Physical Development	<p>Can you go outside (weather permitted) and Create your own obstacle course with different Equipment—time how long it takes you to complete!</p>		<p>Create an outdoor obstacle course in the garden.</p> 

Challenge 1 English

Can you write the labels for the pictures & the attempt the caption on the lines?



Challenge 2 English

Can you help the George the giant to unjumble the caption? - Re write it on the lines so it makes sense!



hat.	cat	A	a	in
------	-----	---	---	----

Socks	mat.	a	on
-------	------	---	----

Go	log	hut.	the	to
----	-----	------	-----	----

Challenge 2+ English

Can you write a sentence about each picture from the story?





Full



Half Full




Empty

Capacity Worksheets

Full, Half Full, & Empty




Full




Half Full



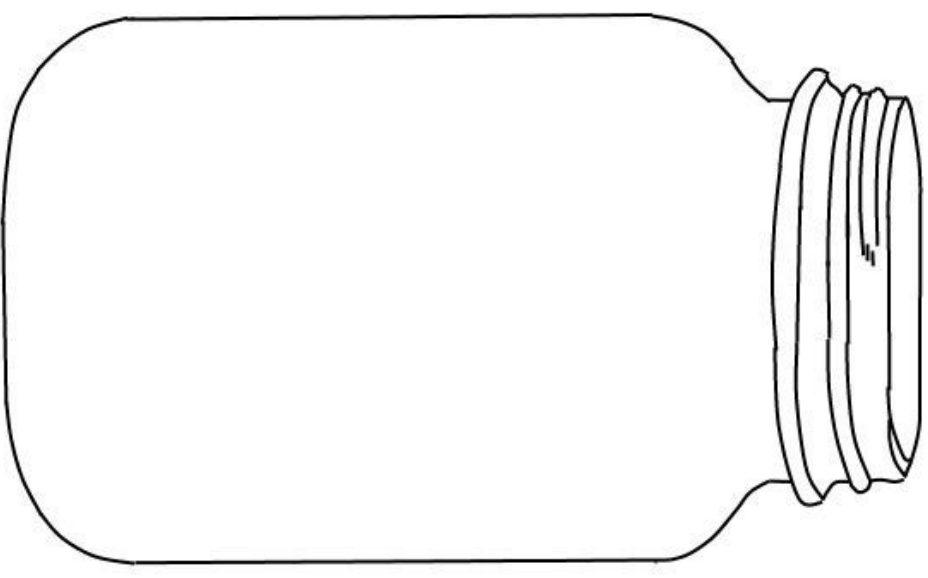
Empty



full



empty



**Half
full**

Can you use felt pens, crayons, craft materials, magazine or newspaper cut outs etc.. See the example on the previous page. Make each jar have the right capacity to match the label.

Order the cups; empty to full.

