

Please find today's learning tasks below.

The table below explains the tasks and you will find the resources underneath.

DO NOT PRINT PAGES use your homework book for writing, drawing and recording activities detailed below.

| | | Year group: | | | Date: |
|----------------------|-----------------------------------------------------------------------------------------------------------------------|----------------------------------------------------------------------------------------------------------------------------------------------------------------------------------------------------------------------------------------------------|---------------------------------------------------------------------------------------------------------------------------------------------------------------------------------------------------------------------------------------------------------------------------------------------------------------------------------------------------|-------------------------------------------------------------------------------------------------------------------------------------------------------------------------------------------------------------------------------------------------------------------------------------------------------------------------------------------------------------------------------------------------------------|-------|
| | Pre Nursery | Challenge 1 | Challenge 2 | Challenge 3 | |
| Literacy/ Reading | <p>Please see below for nursery home learning weekly challenges- complete 1 or more each day.</p> <p>(See Page 1)</p> | <p>Copy the link below into the google search bar and share read the story.</p> <p>https://youtu.be/ITvlkvDxCwU</p> <p>Talk about the characters and the settings in the story.</p> <p>(See Page 2)</p> | <p>Copy the link below into the google search bar and share read the story.</p> <p>https://youtu.be/ITvlkvDxCwU</p> <p>Talk about the characters, settings and events in the story. At the end of the story can you talk about what happened at the beginning, middle and end?</p> <p>(See Page 2)</p> | <p>Copy the link below into the google search bar and share read the story.</p> <p>https://youtu.be/ITvlkvDxCwU</p> <p>Can you predict what might happen at the end of the story?</p> <p>At the end of the story talk about the characters, settings and events in the story, talk about what happened at the beginning, middle and end?</p> <p>(See Page 2)</p> | |
| | | Technology | <p>Can you complete a photo session.</p> <p>Use a camera or phone to take some pictures?</p> <p>What will you photograph?</p> <p>Your pets or toys perhaps?</p> | | |
| Phonics | | <p>Can you complete the Phonic challenge below.</p> <p>(If child struggles to cut out pictures adult could cut them out for them.)</p> <p>Can you draw one of the items you have picked.</p> <p>(See Page 3)</p> | <p>Can you complete the Phonic challenge below.</p> <p>Can you then write the sounds in the words that you can hear.</p> <p>(See Page 4)</p> | <p>Can you complete the Phonic challenge below.</p> <p>Can you read and write the common exception words provided.</p> <p>(If you haven't got flour you can use paper)</p> <p>(See Page 5)</p> | |

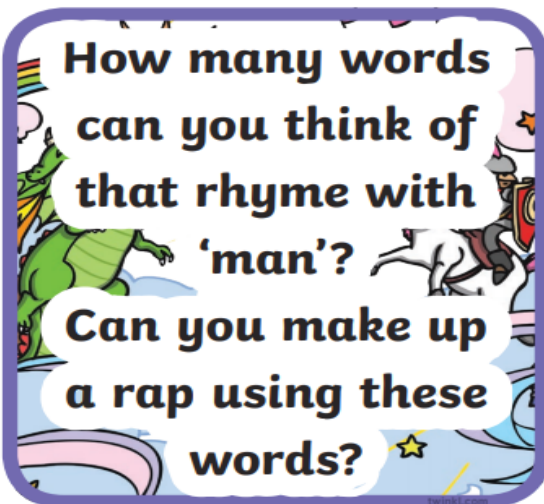


Find each digit from 0-9 somewhere in your house or garden.

0 1 2 3 4 5 6 7 8 9



Find 5 objects that are your favourite colour.



How many words can you think of that rhyme with 'man'?

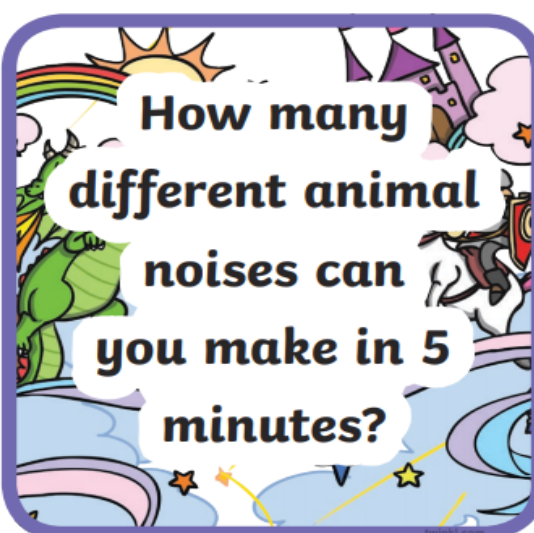
Can you make up a rap using these words?



Draw your dream bike, scooter or car!



Write or draw the perfect menu - starter, main and dessert.



How many different animal noises can you make in 5 minutes?

Story. -

Step 1

 <https://youtu.be/ITvlkvDxCwU>

Step 2

 YouTube ^{GB}

Search



0:00 / 3:35

Bright Stanley

Letter Collage. -



**Make a letter
sound collage.**


 




Using a toy catalogue, encourage your child to cut out anything they can find with a 'b' sound. Change the sound and see what else they can find.



Sounds in words -





























Say the sounds in 5 different objects.




Classroom secrets 2012

Ask your child to find five objects. Sound them out, encouraging your child to identify all sounds in the word, e.g. c-ar in car and s-o-ck in sock.



| | | | | | | |
|------------------------------------------------------------------------------------------|------------------------------------------------------------------------------------------|------------------------------------------------------------------------------------------|------------------------------------------------------------------------------------------|-------------------------------------------------------------------------------------------|--------------------------------------------------------------------------------------------|--------------------------------------------------------------------------------------------|
| a  | b  | c  | d  | e  | f  | g  |
| h  | i  | j  | k  | l  | m  | n  |
| o  | p  | q  | r  | s  | t  | u  |
| v  | w  | x  | y  | z  | Sound Mat 1 | |



Sounds in words -





























Write some of
your key
words.

Say a word and ask your child to mark make it in flour. Can they read the word back to you?

Phase 2

I
no
the
to
go
into

| | | | | | | |
|------------------------------------------------------------------------------------------|------------------------------------------------------------------------------------------|------------------------------------------------------------------------------------------|------------------------------------------------------------------------------------------|--------------------------------------------------------------------------------------------|--------------------------------------------------------------------------------------------|--------------------------------------------------------------------------------------------|
| a  | b  | c  | d  | e  | f  | g  |
| h  | i  | j  | k  | l  | m  | n  |
| o  | p  | q  | r  | s  | t  | u  |
| v  | w  | x  | y  | z  | Sound Mat 1 | |

