

Please find today's learning tasks below.

The table below explains the tasks and you will find the resources underneath.

**DO NOT PRINT PAGES** use your homework book for writing, drawing and recording activities detailed below.

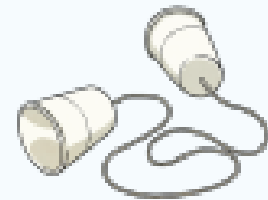
		Year group:		Date:	
	Pre Nursery	Challenge 1	Challenge 2	Challenge 3	
Physical Development	<p>Please see below for nursery home learning weekly challenges—complete 1 or more each day.</p> <p><b>(See Page 1)</b></p>	<p>Can you practice these physical tasks—</p> <ul style="list-style-type: none"> <li>• Balance on one foot</li> <li>• Balancing something on your head and walking               <ul style="list-style-type: none"> <li>• Throwing and catching a ball                   <ul style="list-style-type: none"> <li>• Running</li> <li>• Jump on 2 feet</li> <li>• Skipping</li> <li>• Hopping</li> </ul> </li> </ul> </li> </ul>			
PSED		<p>Can you look at the feelings activity below.</p> <p>Talk about the what they are and how they make the children feel.</p> <p>What things make you feel these emotions?</p> <p>What makes you happy?</p> <p>When are you sad?</p> <p>When are you tired ? Etc.....</p> <p><b>(See Page 2)</b></p>			
Phonics		<p>Can you complete the phonics Alliteration challenges below—</p> <p><b>(See Page 3)</b></p>	<p>Can you complete the phonics Oral Blending and Segmenting challenges below—</p> <p><b>(See Page 4)</b></p>		

**12 Make Your Own Small World**

Set up an imaginative small world with mini figures, building blocks and your own trees and buildings made from paper and card.

**13 Make Your Own Phone**

Find some yoghurt pots and string. Make your own telephone by asking an adult to make holes in the bottom of the yoghurt pots and thread the string through. Send a message down the phone to someone in another room.

**14 Keep Fit**

Keep yourself healthy at home by setting up a circuit of three different exercises. Include a jumping station, a running station and a stretching station.

**15 Eat Your Colours**

With help from an adult, cut up fruit and vegetables into pieces. Arrange them on a plate, like a picture, and enjoy eating the different colours.

**16 Building Block Challenge**

Using just 10, 20 or 30 small building blocks, see how many different creations you can make.

**17 Play a Board Game**

Choose a board game from home and play it with your family. If you can't find one, you can print out this game of [Snakes and Ladders](#).

**18 What Is It?**


Play a describing game with someone at home. Choose an object that you can see and describe it to the other player using three clues.

**19 Memory Game**

Collect ten small objects from around the house and put them on a tray. Ask the other person to look away while you take away one object. When they open their eyes, they guess what is missing.

**20 Make a Musical Instrument**

Fill a clean, empty yoghurt pot with dried beans and stick a piece of paper to the top. You have made a shaker.



Feelings . -

Being given a present.



Excited



Falling over in the playground.



Upset



Playing with friends.




Happy



Meeting a monster.



Scared



Not being able to sleep.



Tired



Winning a prize.



Proud



Alliteration. -

Zoe

the Zookeeper wanted  
to name some of her animals.  
She wants the names to start with  
the same letter sound as the animal.  
So far she has thought of Charlie  
Chimp and Tommy Tiger. Can you  
help her think of some names for  
her Lion, Snake and  
Panda?



Charlotte the Chef  
is making some silly  
sound soups! Each soup needs  
3 ingredients that start with the  
same letter sound. She has  
already made the 't' sound soup  
with toffees, tomatoes and  
toast! Can you think of 3  
foods to put in the 'c'  
sound soup?



Go  
on a letter sound  
hunt! Look around at  
home or in an outside area  
and find things beginning with  
the same letter sound. Can you  
find 3 things beginning with  
't'? What other letters  
can you choose?



## Oral Blending and Segmenting. -

Listen carefully as you sound out these words: pin, sat, tap, net. How many letter sounds are in each word? Try counting on your fingers. E.g. 'c-a-t, 1-2-3'.



With a grown-up, play a listening game about a visit to a farm. 'I went to the farm and I saw ...' – instead of saying the animal name, split the word up into its 3 letter sounds. The other person has to identify the animal by blending the sounds together. For example: 'I went to the farm and I saw had a 'c-a-t.' - 'It's a cat!' Try the words; cat, dog, pig, cow, hen, sheep, goat, horse.

Emma the Explorer has a list of things she needs to take on her next adventure but she can't read it! Can you help Emma work out what she needs to pack in her bag? Sound out the words below and blend the sounds together to find out what she needs to take. You could draw pictures to help Emma know what she needs to take.

m-a-p

c-u-p

h-a-t

p-e-n

t-er-ch

Play a listening and drawing game with a grown-up. Take it in turns to sound out a word by saying the letter sounds and then the other person has to draw the item! Try the words: hat, sun, ten, pan, box.

Robbie the Robot can only speak by saying the sounds of each word. Can you work out what Robbie is saying? Blend the sounds together to say the words.

c-ar

b-oo-t

b-u-s

v-a-n

c-oo-eh

t-ai-n

Play a sounding out game with a grown-up. Look at the pictures below. Choose one and carefully sound out the word. Can the other person point to the correct picture?

