

Please find today's learning tasks below.

The table below explains the tasks and you will find the resources underneath.

DO NOT PRINT PAGES use your homework book for writing, drawing and recording activities detailed below.

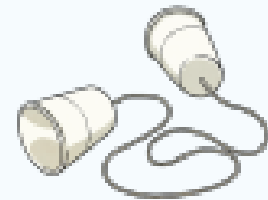
		Year group:			Date:
	Pre Nursery	Challenge 1	Challenge 2	Challenge 3	
Maths	<p>Please see below for nursery home learning weekly challenges- complete 1 or more each day.</p> <p>(See Page 1)</p>	<p>Can you look at the - things under the sea picture below.</p> <p>Look carefully at where everything is.</p> <p>Then answer the questions about the picture.</p> <p>(See Page 2)</p>	<p>Can you look at the - things under the sea picture below.</p> <p>Look carefully at where everything is.</p> <p>Then answer the questions about the picture.</p> <p>(See Page 3)</p>	<p>Can you look at the - things under the sea picture below.</p> <p>Look carefully at where everything is.</p> <p>Then answer the questions about the picture.</p> <p>(See Page 4)</p>	
Funky Fingers		<p>Can you ask an adult to draw some squiggle patterns on card/paper.</p> <p>Use small objects to follow the patterns.</p> <p>Ideas- Buttons Cereal Hoops Smarties Skittles Pom Poms Little balls of playdoh.</p> <p>(See Page 7)</p> <p>I have included some squiggle patterns if you want to print them off.</p> <p>(See Page 8)</p>			
Phonics		<p>Google phonics play and follow the steps below to play the game. - Super Smoothie.</p> <p>(See Page 6)</p>	<p>Google phonics play and follow the steps below to play the game. Grab a Giggling Grapheme.</p> <p>(See Page 6)</p>	<p>Google phonics play and follow the steps below to play the game. Pick a Picture.</p> <p>(See Page 6)</p>	

12 Make Your Own Small World

Set up an imaginative small world with mini figures, building blocks and your own trees and buildings made from paper and card.

13 Make Your Own Phone

Find some yoghurt pots and string. Make your own telephone by asking an adult to make holes in the bottom of the yoghurt pots and thread the string through. Send a message down the phone to someone in another room.

**14 Keep Fit**

Keep yourself healthy at home by setting up a circuit of three different exercises. Include a jumping station, a running station and a stretching station.

15 Eat Your Colours

With help from an adult, cut up fruit and vegetables into pieces. Arrange them on a plate, like a picture, and enjoy eating the different colours.

16 Building Block Challenge

Using just 10, 20 or 30 small building blocks, see how many different creations you can make.

**17 Play a Board Game**

Choose a board game from home and play it with your family. If you can't find one, you can print out this game of [Snakes and Ladders](#).

18 What Is It?


Play a describing game with someone at home. Choose an object that you can see and describe it to the other player using three clues.

19 Memory Game


Collect ten small objects from around the house and put them on a tray. Ask the other person to look away while you take away one object. When they open their eyes, they guess what is missing.

20 Make a Musical Instrument

Fill a clean, empty yoghurt pot with dried beans and stick a piece of paper to the top. You have made a shaker.



Under the sea picture. -



Questions. -

I am hiding under a shell. What am I?

I am hiding above the submarine. What am I?

I am hiding on top of the shipwreck. What am I?

I am hiding in front of the anchor, on the sand. What am I?

I am hiding behind the shipwreck. What am I?

Questions -

I am hiding under a shell. What am I?

I am hiding on top of the shipwreck. What am I?

I am hiding above the dolphin, under the bubbles. What am I?

I am hiding in front of the anchor, on the sand. What am I?

I am hiding in front of the anchor, on the sand. What am I?

I am hiding behind the shipwreck. What am I?

I am hiding behind the rocks, under the diver. What am I?

I am hiding above the submarine. What am I?

Questions -

I am hiding behind the shipwreck. What am I?

I am hiding in the seaweed, near the octopus. What am I?

I am hiding behind the rocks, under the diver. What am I?

I am hiding next to the anchor, under the shipwreck. What am I?

I am hiding under a shell. What am I?

I am hiding between the submarine and shipwreck. What am I?

I am hiding above the submarine. What am I?

I am hiding beside the shark, under the fishing net. What am I?

I am hiding above the dolphin, under the bubbles. What am I?


I am hiding on top of the shipwreck. What am I?

I am hiding in front of the anchor, on the sand. What am I?

I am hiding behind the bubbles, above the diver. What am I?

Username: **march20**
Password: **home**

Latest Resources




Grab a Giggling Grapheme

Good for: Matching phonemes and graphemes.

Challenge 2

Play **Grab a Giggling Grapheme**.—Choose all Phase 2 sounds.



Reading Robot

Good for: Practising blending.



Hickory Dickory Dock

Good for: Exploring rhyme

Challenge 3

Play **Pick a picture**.—Choose Phase 2 sounds.



Pick A Picture

Good for: Practising blending.

Challenge 1


play **Super Smoothie**.—Pick a picture then pick all the other pictures that start with the same sound.



Super Smoothie

Good for: Exploring alliteration

Fine Motor activity -



Squiggle Patterns -

