

Please find today's learning tasks below.

The table below explains the tasks and you will find the resources underneath.

DO NOT PRINT PAGES use your homework book for writing, drawing and recording activities detailed below.

		Year group:		Date:	
	Pre Nursery	Challenge 1	Challenge 2	Challenge 3	
Maths	<p>Please see below for nursery home learning weekly challenges- complete 1 or more each day.</p> <p>(See Page 1)</p>	<p>Can you make a under the sea creature using 2D shapes.</p> <p>An adult could draw the shapes.</p> <p>You could cut them out (adult to help if needed)</p> <p>Stick the shapes together to make them look like an under the sea creature.</p> <p>Try to find some items around your house that are the same shapes as the ones you have used.</p> <p>(See Page 2)</p>	<p>Can you make a under the sea picture using 2D shapes.</p> <p>An adult could draw the shapes.</p> <p>You could cut them out.</p> <p>Stick the shapes together to make them look like an under the sea scene.</p> <p>Try to find some items around your house that are the same shapes as the ones you have used.</p> <p>Talk about the shapes are they round or straight?</p> <p>Can you name the shapes you have used?</p> <p>(See Page 3)</p>	<p>Can you make a under the sea picture using 2D shapes.</p> <p>An adult could draw the shapes.</p> <p>You could cut them out.</p> <p>Stick the shapes together to make them look like an under the sea scene.</p> <p>Talk about the shapes are they round or straight?</p> <p>Can you name the shapes you have used?</p> <p>Can you describe the shapes?</p> <p>How many corners do they have?</p> <p>How many sides do they have?</p> <p>(See Page 3)</p>	
Topic/ Other		<p>Can you watch the— A Hole in the bottom of the sea song. (Copy link below into google)</p> <p>Listen to the words, then watch the video again, this time try to join in with singing the words.</p> <p>https://youtu.be/R1Qn2bcZRT0</p>			

Please find today's learning tasks below.

The table below explains the tasks and you will find the resources underneath.

DO NOT PRINT PAGES use your homework book for writing, drawing and recording activities detailed below.

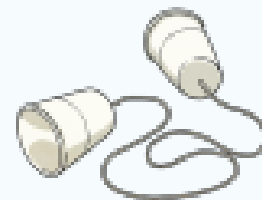
		Year group:		Date:
		Challenge 1	Challenge	Challenge 3
Phonics		<p>Watch Jolly Phonics Phase 2 sounds on Youtube.</p> <p>Practice saying some initial sounds. E.g h for hat.</p> <p>(See Page 4)</p>	<p>Watch Jolly Phonics Phase 2 sounds on Youtube.</p> <p>Practice blending cvc words. E.g adult says h-a-t you say hat.</p> <p>(See Page 4)</p>	<p>Watch Jolly Phonics Phase 2 sounds on Youtube.</p> <p>Practice Segmenting cvc words. E.g adult says hat you say h-a-t .</p> <p>(See Page 4)</p>

12 Make Your Own Small World

Set up an imaginative small world with mini figures, building blocks and your own trees and buildings made from paper and card.

13 Make Your Own Phone

Find some yoghurt pots and string. Make your own telephone by asking an adult to make holes in the bottom of the yoghurt pots and thread the string through. Send a message down the phone to someone in another room.

**14 Keep Fit**

Keep yourself healthy at home by setting up a circuit of three different exercises. Include a jumping station, a running station and a stretching station.

15 Eat Your Colours

With help from an adult, cut up fruit and vegetables into pieces. Arrange them on a plate, like a picture, and enjoy eating the different colours.

16 Building Block Challenge

Using just 10, 20 or 30 small building blocks, see how many different creations you can make.

**17 Play a Board Game**

Choose a board game from home and play it with your family. If you can't find one, you can print out this game of [Snakes and Ladders](#).

18 What Is It?


Play a describing game with someone at home. Choose an object that you can see and describe it to the other player using three clues.

19 Memory Game

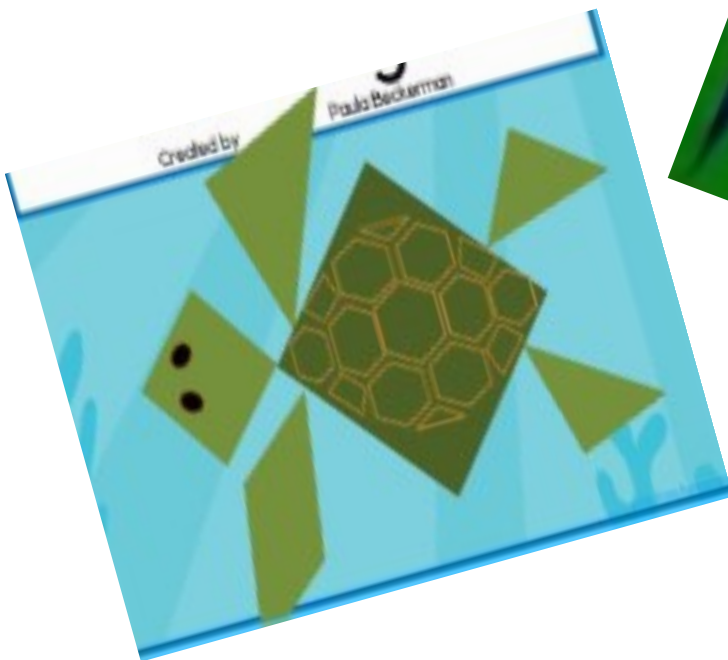

Collect ten small objects from around the house and put them on a tray. Ask the other person to look away while you take away one object. When they open their eyes, they guess what is missing.

20 Make a Musical Instrument


Fill a clean, empty yoghurt pot with dried beans and stick a piece of paper to the top. You have made a shaker.



2D shape sea creature. -



2D under the sea scene. -



Jolly Phonics -

Below is an image of what you need to look for on YouTube.

Here is the link if it helps—

<https://youtu.be/IQpn2839Kro>



 YouTube^{GB}

jolly phonics phase 2

Jolly Phonics
Phase Two



0:01 / 7:34

