

Please find today's learning tasks below.

The table below explains the tasks and you will find the resources underneath.

DO NOT PRINT PAGES use your homework book for writing, drawing and recording activities detailed below.

		Year group:		Date:
	Pre Nursery	Challenge 1	Challenge 2	Challenge 3
Physical Development	Please see below for nursery home learning weekly challenges—complete 1 or more each day. (See page 1)	Can you copy the moves and dance to the baby shark song. Copy the link below— https://www.youtube.com/watch?v=XqZsoesa55w&vl=en		
Continued...		Can you practice holding scissors correctly and making snips in paper.	Can you get an adult to draw some lines on a piece of paper. Use scissors to cut along the different lines. Remember to hold the paper whilst cutting. (See Page 2)	Can you get an adult to draw some shapes on a piece of paper. Use scissors to cut out the shapes. Remember to hold and turn the paper whilst cutting. (See Page 3)
Maths		Explore Ten Town. (Your username and passwords are in the back of your blue book) Can you watch the stories and then the songs for numbers 1-5. Can you draw lines to represent numbers. E.g 2 lines for number 2. (See Page 4)	Explore Ten Town. (Your username and passwords are in the back of your blue book) Can you watch the stories and then the songs for numbers 1-10. Can you form numbers 1-5 correctly. (See Page 4)	Explore Ten Town. (Your username and passwords are in the back of your blue book) Can you watch the stories and then the songs for numbers 1-10. Can you form numbers 1-10 correctly. (See Page 4)
Phonics/ Reading		Can you google Oxford Owls and make yourself a member— Read a LILAC book. (See Page 5)	Can you google Oxford Owls and make yourself a member— Read a PINK book. (See Page 5)	Can you google Oxford Owls and make yourself a member— Read a RED book. (See Page 5)

1 Complete a Puzzle

Find a puzzle you have at home and see if you can complete it by yourself.

**2 Junk Modelling**

Make a 3D model using clean recyclables.

3 Send Some Post

Draw a picture or write to a friend or family member. Pop it in a stamped and addressed envelope and put it in the post when you can.

4 Learn a New Skill

Master a new skill, like tying a shoelace or doing up your own buttons.

5 Go on a Shape Search

Look around your home to see how many 2D and 3D shapes you can find. Record how many you find on a piece of paper.

6 Be an Artist

Draw or paint a picture of something you can see in your home.

**7 Get Baking**

Choose a recipe of something you like to eat. Take care to measure out the ingredients and follow the recipe.

8 Study Nature

Look out the window, or go in the garden if you can. Draw or write about what you can see. Are there any animals or birds?

9 Learn a Nursery Rhyme

Try and learn a new nursery rhyme.

You could try:

- I'm a Little Teapot
- Pop Goes the Weasel
- Sing a Song of Sixpence

10 Be a Reader




Keep reading anything you can. You can read books, magazines or even cereal packets.

11 Make Up a Dance



Choose some music to listen to and make up your own dance to it.



Cutting. -



Cutting. -



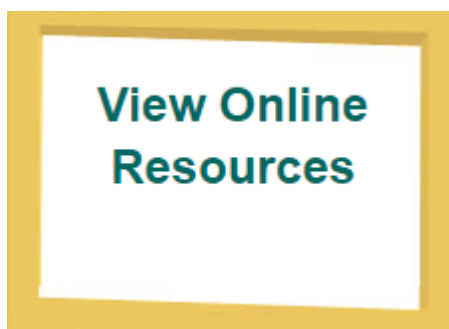
Ten Town. -

www.tentown.co.uk ▾

Ten Town - Ten Town

Discover **Ten Town**. **Ten Town** is the unique early years numeracy scheme designed to improve number recognition and formation. Meet King One, Fiona Five, Sir ...

You visited this page on 30/04/20.



King One

[Games](#)

[Songs](#)

[Ten Town TV](#)

[Stories](#)

[Activities](#)

Oxford Owl-

Google Oxford Owls

Click on the Oxford Owls for home-Enter
site

Click on the reading Tab

Select free E book library

Click level

Select book band colour- LILAC

PINK

RED

