



Please find today's learning tasks below.

The table below explains the tasks and you will find the resources underneath. Your child will know which challenge they usually access in each subject and which task will be appropriate for them. There is a sticker in the front of their Red Home Learning Books if they were able to get one in the last week. If they did not any exercise book or lined paper will be fine.

Year group: 1/2		Date: Monday 4 th May			
	Challenge 1	Challenge 2	Challenge 3	Challenge 4	Challenge 5
<p>Watch https://www.youtube.com/watch?v=yzeeRO06XbU The Disgusting Sandwich by Gareth Edwards and Hannah Shaw Then watch https://www.youtube.com/watch?v=2189sw8Bvy4 This video will go through how you write instructions which we have talked about before so this should be a reminder.</p>					
English	Please see separate e-mail	We are going to write instructions this week. Watch https://www.youtube.com/watch?v=Ct-LOOUqmyY Tell your grown up why the sandwich went wrong. Follow my instructions below, did you make a paper aeroplane?		We are going to write instructions this week. Watch https://www.youtube.com/watch?v=Ct-LOOUqmyY Tell your grown up why the sandwich went wrong. Follow my instructions below, did you make a paper aeroplane?	
Maths	Double the spots on the ladybird. Draw the spots so there is the same amount on each side. How	Use the ladybirds to help you double the numbers. Then do the extension activity.	Doubles. Do the 2 activity cards. You can use objects around your house to help you.	Doubling is the same as multiplying by 2. Complete the 2x table wheel (if you can't print make one of your own) then complete the extension task.	

	many are there altogether?			
Reading	Log on to Oxford Owls and choose a free e book to read. If you like you can choose one from the same colour book band as your reading book by selecting 'level'.			
Phonics	<p>Search on YouTube set 2 speed sounds - watch the Read Write Inc speed sound video from 9.30am or the one on from Friday.</p>  <p>Can your grown up make a list of the words she reads ...afterwards they read them out and you can spell them!</p>	<p>Search on youtube for Spelling Patterns "oo", "ew", "u", "ue", "u_e" My Growing Brain https://www.youtube.com/watch?v=jNpqXXClrA</p> <p>A</p>  <p>Watch again with no sound and see if you can say the words by yourself.</p>	<p>Log onto Education City and search for the Learn Screen called 'Force Field' in Year 2 English, Writing. It is about how to use contractions. Make sure you watch carefully as tomorrow you will be trying it out!</p>	

Other

This week we are learning about **VE Day**.

Read the information and watch the clip below to find out about VE day which we celebrate every year on the 8th May and this year it is the 75th anniversary.



Can you design a medal for the soldiers who fought in the war? What colour will your ribbon be? What will you draw in the middle?

Use the template below or draw your own.

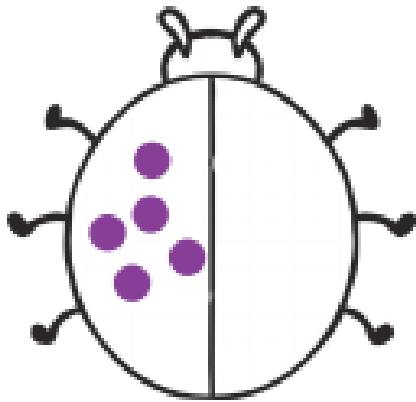
Unless otherwise specified, please complete the tasks in either your homework book or on a word document.

English - Challenge 2/3/4/5


Instructions

1. Firstly, get a piece of paper. It can be any colour.
2. Then, fold the paper in half.
3. Now, fold 2 of the corners into the middle.
4. Next, fold the top down so it is touching the bottom.
5. Lastly, hold it in your hand carefully and throw it forwards.

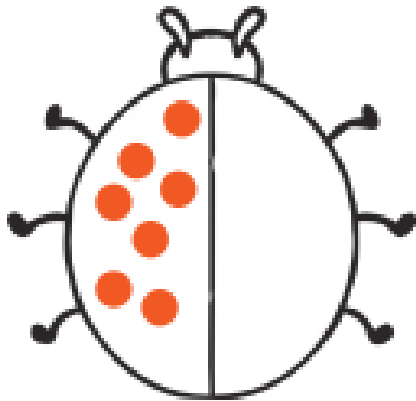
Ladybird Doubles




Double 5 is _____




Double 6 is _____




Double 7 is _____



Double 8 is _____



Double 9 is _____



Double 10 is _____

Maths - Challenge 2

Doubles to 20

Butterfly Doubles

Write the number sentence for each butterfly double.



$6 + 6 = \underline{\hspace{2cm}}$



$7 + 7 = \underline{\hspace{2cm}}$



$8 + 8 = \underline{\hspace{2cm}}$



$9 + 9 = \underline{\hspace{2cm}}$



$10 + 10 = \underline{\hspace{2cm}}$

Making Doubles





Circle the matching calculation.

$8 + 8 = \square$

$\text{Double } 9 \text{ is } \square$




Are the doubles right? Tick or cross.



Roll 2 dice.

How many doubles can you make?



Maths - Challenge 3

Making Doubles



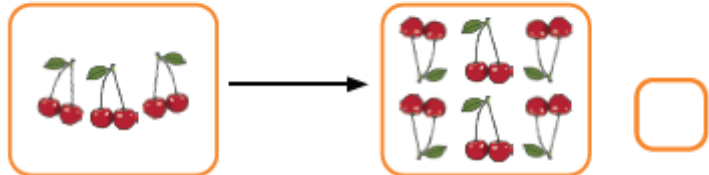
Circle the matching calculation.

$8 + 8 =$



Double 9 is

Are the doubles right? Tick or cross.



Roll 2 dice.

How many doubles can you make?



Making Doubles



Tick the sentences that match the picture.

$12 + 12$

$6 + 6$


It is double 6.

Double it to make 12.



Finish the doubles.

1 → 2



2 →

3 →

4 →

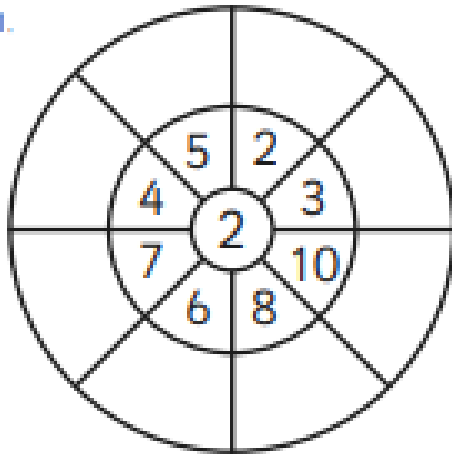
5 →

What is the pattern?

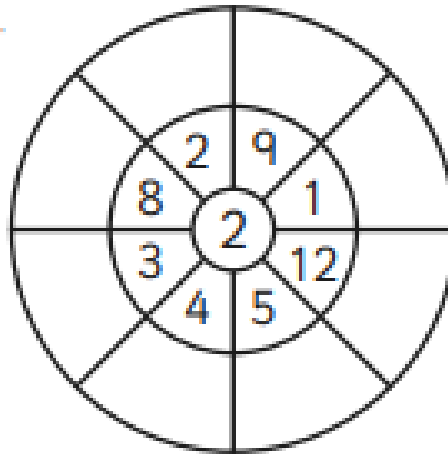
How many more can you find?

2 Times Table Multiplication Wheels

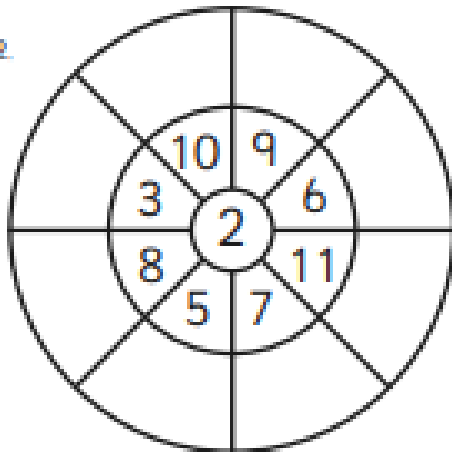
1.



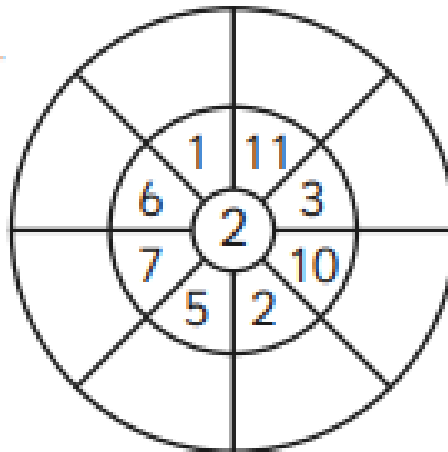
4.



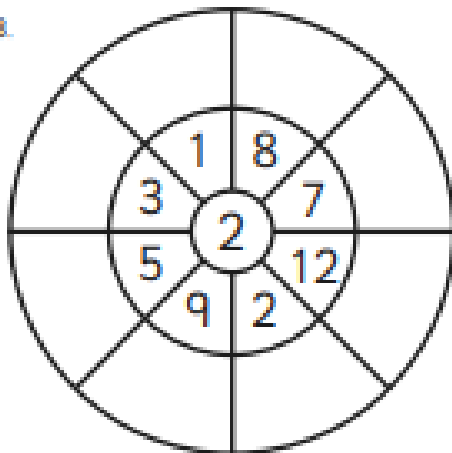
2.



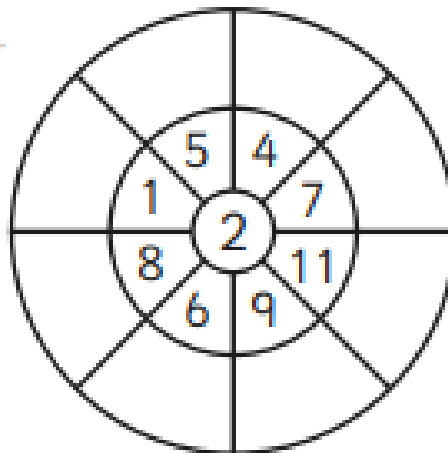
5.



3.



6.



Extension

2. Eric thinks of a number. He doubles it, then doubles it again.



What happens if he starts with an odd number?

What happens if he starts with an even number?

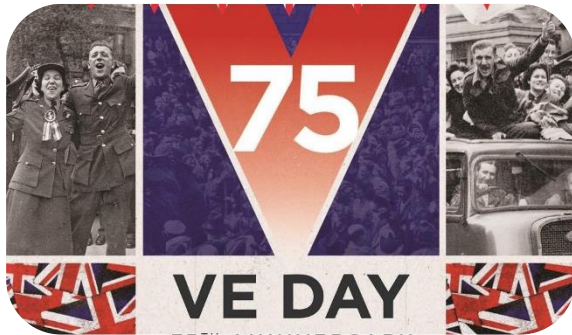
VE Day

VE Day

What is VE Day?

VE Day - or 'Victory in Europe Day' - marks the day towards the end of World War Two (WW2) when fighting Nazi Germany came to an end.

On 8 May 1945, Prime Minister Winston Churchill made an announcement on the radio at 3pm that the war in Europe had come to an end, following Germany's surrender the day before.



Why is VE day so important this year?

The 8th of May this year commemorates 75 years since the first VE day in 1945.

This is why many celebrations were planned this year.

It is important to remember the sacrifices people made in World War Two.

What can I do to celebrate VE Day?

Why not start by watching a short video explaining what VE day is about.

<https://www.bbc.co.uk/teach/class-clips-video/history-ks2-ve-day/z7xtmfr>



Please send a photograph of your work to your teacher to share on twitter.



