



The table below explains the tasks and you will find the resources underneath.

YOU DO NOT PRINT PAGES use your homework OR doodle book for writing, drawing and recording activities detailed below.

Year group: Reception		Date: Monday 4th May 2020		
	Challenge 1	Challenge 2	Challenge 3	
English 	<p>Watch 'The Smartest Giant in town' on youtube —can you join in with the repeated parts of the story? (see link on page below)</p> <p>Can you match the animal to the problem / solution in the story ? (see sheet below)</p> <p>Can you dress up at the giant — you will need a shirt, trousers, belt, tie, patterned socks and shoes/ boots—have fun retelling the story in fancy dress!</p> <p>There is also a reading and cutting activity attached if you have a printer at home, if not just have a go at reading the sentences on the screen.</p>			
Maths	Challenge 1 Have a look at the sheet below and practice counting the total number of objects on the Giants ties!	Challenge 2 Recap what doubling means by watching this video https://www.youtube.com/watch?v=NDqbCfplYrg Then practice doubling using the giants ties and have a go at recording the total—see the sheet below	Challenge 3 Recap what doubling means by watching this video https://www.youtube.com/watch?v=NDqbCfplYrg Then practice doubling using the giants ties and have a go at writing the matching number sentence . see the sheet below! There is also some doubling problems to solve!	
Phonics/ Reading	Phonics play comics— See the instructions below and have a go at reading the online Phase 2 comics (if you have a printer you could print it off to read)	Phonics play comics— See the instructions below and have a go at reading the Phase 3 online comic (if you have a printer you could print it off to read) <div style="text-align: center;">  </div>		
Expressive Arts & Design	The Giant has given his tie away to the giraffe—can you use all that you learnt about pattern last week in maths to create a new patterned tie for the Giant—see template below & use whatever materials you fancy!			


Summer 1—Giants, Fairies and Magical Beasts

'The Smartest Giant in town'

This term our topic is Giants, Fairies and Magical Beasts. The popular story of 'The Smartest Giant in Town' by Julia Donaldson would usually be one of the stories we read this term so we thought why not enjoy it at home.

If you want to see the story being read aloud see this link on YouTube :-

<https://www.youtube.com/watch?v=cfiPrA8E3qE>



The Smartest GIANT in Town

Match the animals with the items of clothing. Match the items of clothing with their new use.




•

•



•

•



•

•



•

•



•

•



•

•



•

•



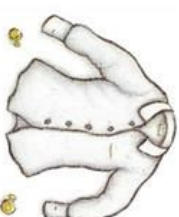
•

•



•

•




•

•




Can you read the sentence and cut out the picture to match?


The fox had the socks to sleep in.



The dog used the long belt for a path.



The giants boots are big and black.




Cut out the pictures below

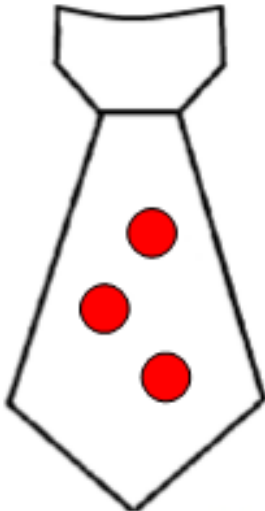


Maths Challenge 1

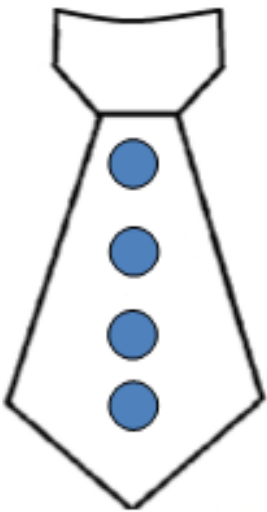

Can you count the total number of shapes on the giants ties & record the total?



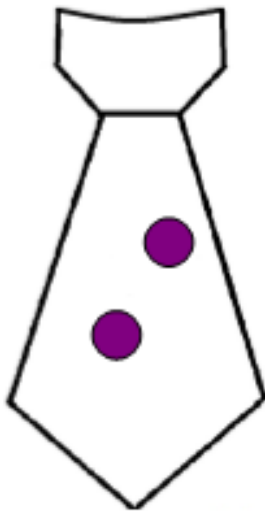
+




=



+




=



+

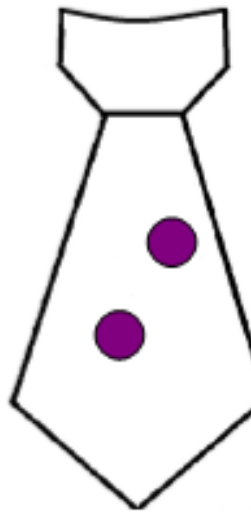
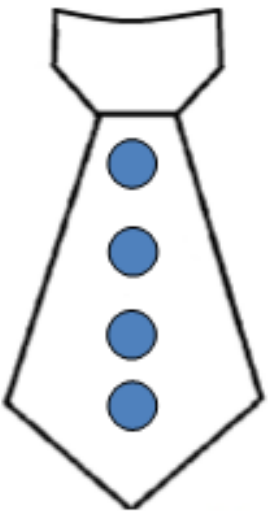
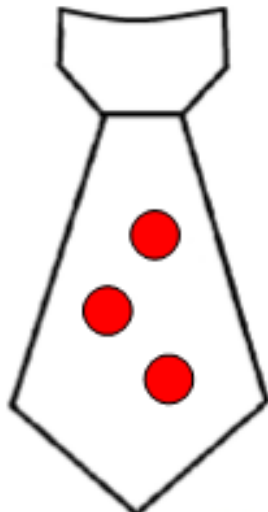
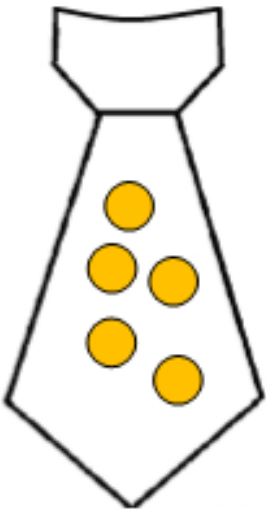


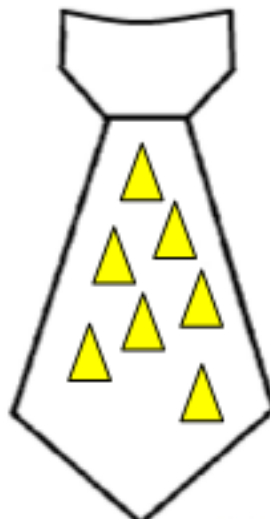
=



Maths Challenge 2


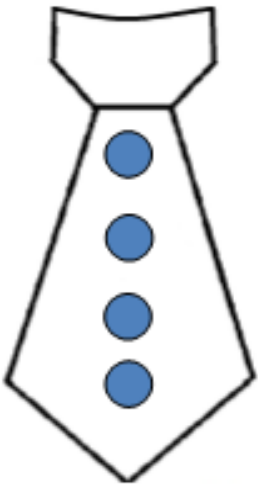
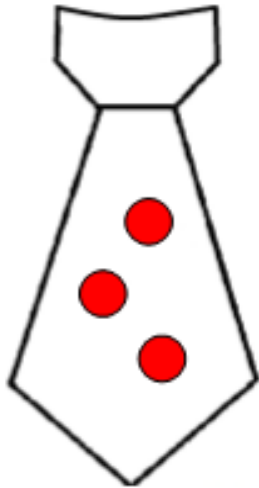
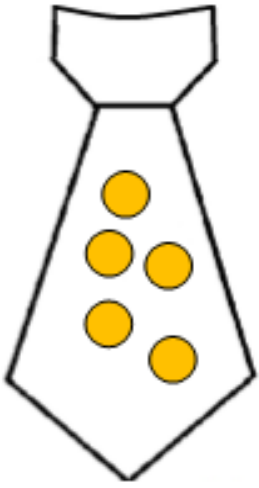
Can you double the shapes on the Giants tie? - how many will he have in total can you record your answer?

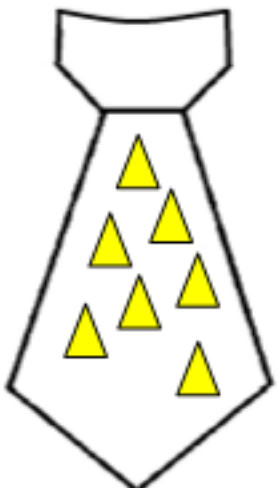




Maths Challenge 3

Can you double the shapes on the Giants tie? - Can you record the number sentence to match each tie?






Solving Problems - Doubling

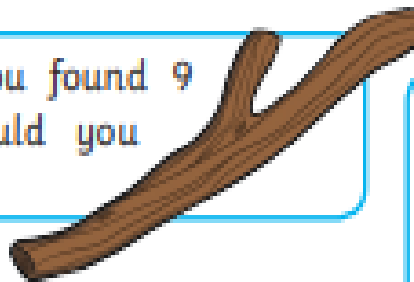
Home Learning Challenges

If a ladybird has 4 spots on one side and 4 spots on the other side, how many does she have in total?

Double 4.


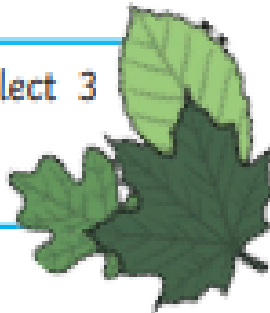


Collect 9 sticks. If you found 9 more, how many would you have altogether?




Draw 7 caterpillars on a large leaf. Double the amount. How many caterpillars are there in total? Draw all the caterpillars and count them to check.

Collect 3 leaves outside. Collect 3 more. How many do you have altogether?



Jordan made 6 cupcakes for her class, but she needs to make more. There are double that number of children in her class. How many cupcakes does she need in total? Can you make that many cupcakes?

Some preschool children visit your class for an afternoon. There are usually 10 children in your class but today there are double that amount. How many children are there altogether?



Phonics Challenge 1

Type into google phonics play comics

Scroll down to the 'phase 2 comics'



Challenge 1 to read -

Phase 2 comics

Pat satp	Sit inmd	A nap gock	Rick the duck ck e ur	A bug h b f/ff l/l ss
-------------	-------------	---------------	--------------------------	--------------------------

Phonics Challenge 2 & 3

Type into google phonics play comics

Scroll down to the 'phase 3 comics'



Challenge 2 to read -

A grid of seven blue buttons with white polka dots and purple borders. The buttons are arranged in two rows. The top row contains five buttons: 'Pet vet (j v w x)', 'Buzz (y z qu)', 'I can spot (sh ch th ng)', 'Let's go (ai ee igh oa)', and 'Moon farm park (oo ar or)'. The bottom row contains two buttons: 'Cow and owl town (ur ow oi)' and 'The haircut (ear air er)'. The 'Buzz' button is circled in yellow.

Challenge 3 to read -

A grid of seven blue buttons with white polka dots and purple borders, identical to the one above. The buttons are arranged in two rows: 'Pet vet (j v w x)', 'Buzz (y z qu)', 'I can spot (sh ch th ng)', 'Let's go (ai ee igh oa)', 'Moon farm park (oo ar or)' in the top row; and 'Cow and owl town (ur ow oi)', 'The haircut (ear air er)' in the bottom row. The 'Moon farm park' button is circled in yellow.

Lets get creative!—Can you design the Giant a new patterned tie—he has given his away the to the Giraffe!

Design a new tie for the giant to wear.

