



Year 2

Please find today's learning tasks below.

The table below explains the tasks and you will find the resources underneath. Your child will know which challenge they usually access in each subject and which task will be appropriate for them.

Year group: 2 Date: 29.06.20			
English	 <p>Today we are going to continue with our topic about London. This week's English is going to be based on the story 'Mr Men in London'</p> <p>Share the PPT of the story (PDF version on website)</p>		
	Challenge 1	Challenge 2	Challenge 3
	<p>Now you have read the story, you are going to be creating a story board of the story thinking about the sequence of the story and putting down any keywords on the lines underneath (see sheet below)</p>	<p>Now you have read the story, you are going to be creating a story mountain for the story thinking about the beginning, build up, problem, solution and ending (see activity sheet below).</p> <p>You are not rewriting the story – you are putting keywords onto your plan and building up the sequence of the story.</p>	
Maths	 <p>Log in to TT Rock Stars to complete your x tables challenges (your login is in your Blue Home School Book)</p>		

	Challenge 1	Challenge 2	Challenge 3
	<p>Today you will be learning about Position and Direction.</p> <p>Look at the PowerPoint to warm up your brains and begin to think about this topic.</p> <p>Then, complete the 'Shape Position' task sheet and the reasoning problem.</p>		
Reading	Complete the Reading Comprehension Task (See sheets below)		
Phonics	Complete the activities from the SPAG mat for today, choose challenge 1, 2 or 3.		
Other	<p>This week we are going to focussing on History</p> <p>Learning all about the topic of 'The Great Fire of London'.</p> <p>Share the PPT (on the website) and begin to find out some information about the topic. You can then either colour and complete the Front Cover (see sheet below) or create your own Great Fire of London Topic Cover on a page in your home learning books.</p>		



Unless otherwise specified, please complete the tasks in either your home learning book or print out the document below.

English Challenge 1

















English Challenge 2 & 3


2. The Build-up

3. The Dilemma




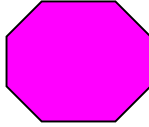

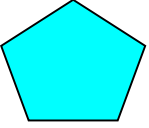
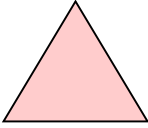








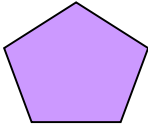
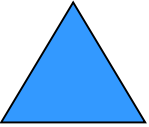


4. The Resolution

1. The Beginning

5. The Ending



Maths All Groups

Which shape is:

- Above the purple square? _____
- Below the green diamond? _____
- To the left of the pink octagon? _____
- To the right of the yellow rectangle? _____
- 2 spaces to the left of the turquoise pentagon? _____
- 4 spaces to the right of the grey square? _____

Draw these shapes in the grid:

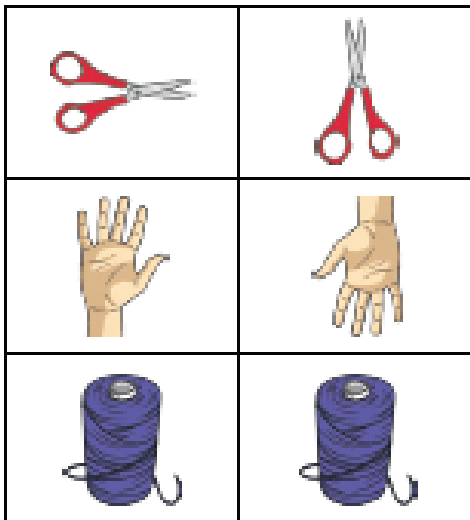
- A Blue moon to the right of the pink rectangle.
- A Black Diamond to the left of the green star.
- An Orange Square 3 spaces below the red hexagon.
- A Green Rectangle above the orange circle.
- A Pink Star to the left of the purple pentagon.

Reasoning Task ALL groups

Describing Turns



Match the turn to the description.






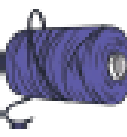


A full turn
clockwise.

A quarter turn
anticlockwise.

A half turn
clockwise.

Describe how each object has been turned.

		The scissors made a _____ turn _____.
		The hand made a _____ turn _____.
		The thread made a _____ turn _____.

Reading Comprehension ALL Groups

The Last Wolf

One day Little Red put on her hunting hat and boots, flung her popgun on her back, packed up her lunch box with some supplies, and said to her Mum:

"I'm off to catch a wolf."

That's all right, thought Red's Mum to herself. There hasn't been a wolf around here for at least a hundred years. "Good luck, Red," she said, "and don't be late for tea."

Red went a-stalking through the forest.

She lurked behind a tree, and jumped out on... a bin bag.

She slithered through the bracken, and pounced on... a tree stump.

Red wandered deeper into the forest.

It grew shadowy and she lost her path. There were whooping noises and grabby twigs. Red started to run.



The Last Wolf Quick Questions



1. When Red slithered through the bracken, what did she pounce on?



2. Red **lurked** behind a tree.
Write another word that means the same as **lurked**.



3. How do you think Red is feeling when she starts to run?



4. Number the boxes 1-4 to show the order that they happen in.

Red started to run.

Red said, "I'm off to catch a wolf."

Red put on her boots.

Red went through the forest.

Phonics Activity
Challenge 1

Year 2 Summer Term 2 **SPaG Mat**

2

a
Write these two words as one word, using an apostrophe.

is not

c
Finish this sentence in the present tense.

I _____ my dog in the park.



e
Improve this sentence by creating an expanded noun phrase.

They looked up at the _____

_____ buildings.




b
Circle the conjunction in this sentence.

I help my sister with her hamster and she lets me hold him.

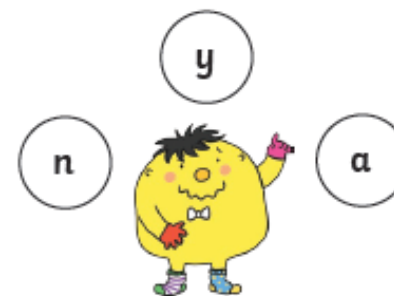


d
Underline the compound word in this sentence.

They used up all the sandpaper.



f
Which year 2 common exception word has Mr Whoops been juggling with?



Phonics Activity
Challenge 2

Year 2 Summer Term 2 **SPaG Mat**

2

a
Write each of these sets of words as one word, using an apostrophe.

is not _____

she will _____

c
Write a sentence to go with this picture in the present tense.



e
Improve these sentences by creating an expanded noun phrase for each one.

They looked up at the _____ buildings.

Dominika and Kamil had a great time riding the _____ horses.

b
Circle the conjunction in each of these sentences.

I help my sister with her hamster and she lets me hold him.


We could go to the shop or we could visit my friend.




d
Underline the compound word in each of these sentences.

They used up all the sandpaper.

Elena couldn't find her earplugs in her room.



f
Which year 2 common exception word has Mr Whoops been juggling with?



Phonics Activity

Challenge 3

Year 2 Summer Term 2 SPaG Mat

2

a
Write each of these sets of words as one word, using an apostrophe.

is not _____

she will _____

will not _____

e
Improve these sentences by creating an expanded noun phrase for each one.

They looked up at the _____ buildings.

Dominika and Kamil had a great time riding the _____ horses.

The _____ road was difficult to drive on.

b
Circle the conjunction in each of these sentences.

I help my sister with her hamster and she lets me hold him.



We could go to the shop or we could visit my friend.


I wanted to go to the cinema but I didn't have any money.

d
Underline the compound word in each of these sentences.


They used up all the sandpaper.

Elena couldn't find her earplugs in her room.

He checked the timetable to find out where to go.



f
Which year 2 common exception word has Mr Whoops been juggling with?



c
Write two sentences to go with this picture in the present tense.



