

Please find today's learning tasks below.

The table below explains the tasks and you will find the resources underneath. Your child will know which challenge they usually access in each subject and which task will be appropriate for them.

Unless otherwise specified, please complete the tasks in either your Home Learning book or on a word document.

Year group: 4		Date: 7/5/20	
	Challenge 1	Challenge 2	Challenge 3
<b>English</b>	<p><b>Apostrophes for singular possession</b></p> <p>Yesterday, you used apostrophes for contraction. Today, we will be looking at how to use apostrophes to show singular possession. You use them to show that something belongs to <u>one</u> person or thing (e.g. Miss Day's pen, Miss Mohring's classroom, the girl's dress).</p> <p>Watch this video (stop it at 00:40) <a href="https://www.bbc.co.uk/bitesize/topics/zvwwxnb/articles/zx9ydxs">https://www.bbc.co.uk/bitesize/topics/zvwwxnb/articles/zx9ydxs</a> Then complete the worksheet below for your challenge.</p>		
<b>Maths</b>	Complete the problems below by comparing the area of different shapes. Remember that you can find the area by counting the squares inside the shape.	Complete the problems below by drawing shapes with specified areas. You may want to use the squared paper to draw your shapes. (assume 1 square = 1 cm <sup>2</sup> )	First, find the area of these compound shapes and then draw shapes with specified areas. You may want to use the squared paper to draw your shapes. (assume 1 square = 1 cm <sup>2</sup> )
<b>Reading</b>	Read the poem 'Memories of a 12 Year Old Evacuee' below with an adult. Discuss what you think the poem is about and how the evacuee feels.		
<b>Topic</b>	<p><b>75<sup>th</sup> Anniversary of VE Day</b></p> <p>VE Day is celebrated every year to remember the end of WWII, Europe's victory and the sacrifices soldiers made for us. Tomorrow is the 75<sup>th</sup> anniversary of VE Day, so to celebrate this, complete some or all of these VE Day activities:</p> <ul style="list-style-type: none"> <li>• Listen to some music which was popular during WWII and discuss it with your family: <a href="https://www.bbc.co.uk/teach/school-radio/history-ks2-world-war-2-clips-ww2-songs-index/zbg9gwx">https://www.bbc.co.uk/teach/school-radio/history-ks2-world-war-2-clips-ww2-songs-index/zbg9gwx</a></li> <li>• Make and decorate a WWII Spitfire Glider (below)</li> <li>• Colour and create some bunting to hang up in your house (below)</li> </ul>		

## English – Challenge 1

# Possessive Apostrophes

Look at the images and write the phrase saying who the item belongs to. The first one has been done for you.

 school bag	belonging to	 Benji	-	Benji's school bag
 school	belonging to	 the children	-	
 diary	belonging to	 Freya	-	
 cape	belonging to	 Mr Jay	-	
 PE equipment	belonging to	 the school	-	
 pen	belonging to	 teacher	-	

## English – Challenge 2 and 3

Tip: First, you might want to circle the noun which owns the other noun. This is the noun which will have an apostrophe.

# Showing Possession

Change the sentences below so that they each contain an apostrophe to show possession by a **singular noun**.

For example:

The rays belonging to the sun shone on the ground.  
The sun's rays shone on the ground.

1. The reindeer belonging to Santa flew through the air.

---

2. The harp belonging to the giant sang beautifully.

---

3. The cauldron belonging to the witch boiled and bubbled.

---

4. The tail belonging to the dog wagged.

---

5. The wheel belonging to the car had a puncture.

---

6. The toys belonging to the child were scattered on the floor.

---

7. The dress belonging to Molly hung in the wardrobe.

---

8. The phone belonging to Cameron began to ring.

---

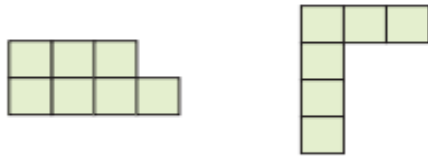
# Maths – Challenge 1

## Comparing area

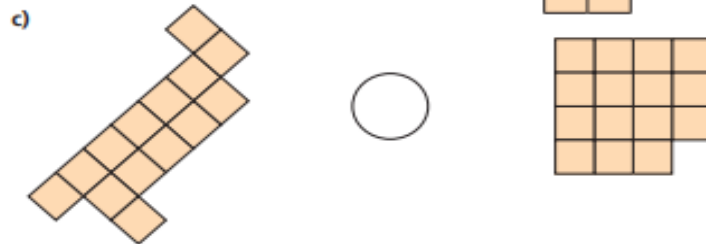
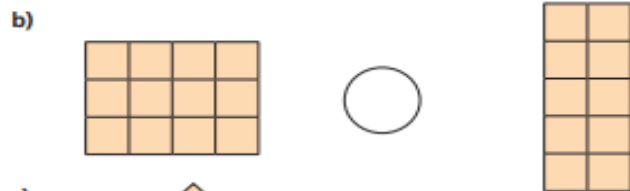
- 1 a) Which shape has the larger area?



- b) Which shape has the smaller area?



- 2 Write  $<$ ,  $>$  or  $=$  to compare the area of the shapes.



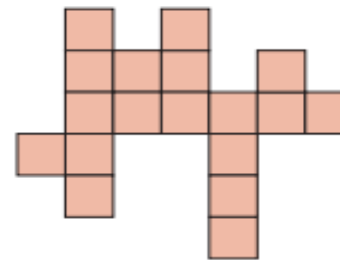
- 3 Mo draws these two shapes.



Shape B must have a smaller area than shape A because it is shorter and thinner than shape A.

Do you agree with Mo?  
Explain your reasoning.

- 4 Here is a shape.



- a) What is the area of this shape?  
b) Draw a different shape with an area that is 2 squares larger.

**Maths – Challenge 2 and 3 squared paper**



## Maths – Challenge 2

### Task 1

5



I cannot make a large square using an odd number of smaller squares.

Do you agree with Whitney?

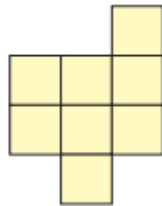
Draw a picture to support your answer.

6

Draw two different rectangles, each with an area of 12 squares.

7

a) Add squares to this shape to make it into a square.



b) What is the area of the square you have made?

c) How could you make a larger square?

How many more squares do you need to add?

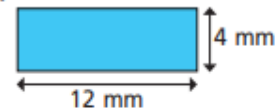
Show your working.

### Task 2

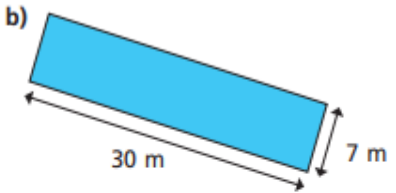
5

Work out the area of these rectangles.

a)



b)



6

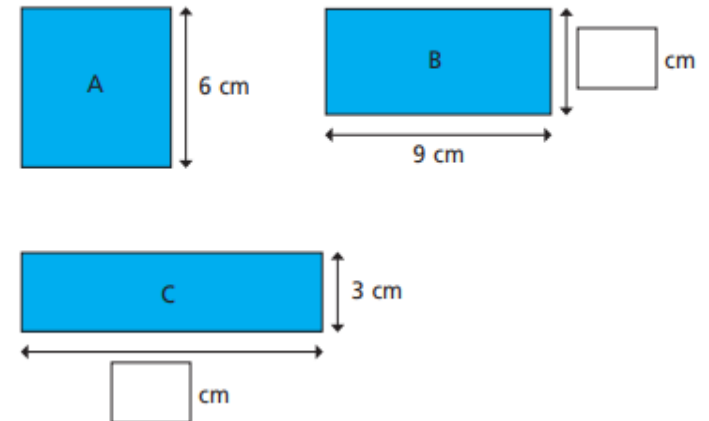
How many rectangles can you draw that have an area of 24 cm<sup>2</sup>? Label the lengths. Your drawings do not have to be exact.

Compare your answers with a partner.

7

These shapes all have the same area. Shape A is a square.

Work out the missing lengths.



## Maths – Challenge 3

### Task 1

Calculate the area of each rectangle, then calculate the area of the whole compound shape.

<p>7.</p> <p style="text-align: center;"> <math>3\text{cm}</math>  <math>6\text{cm}</math> <b>a</b>  <math>3\text{cm}</math> <math>4\text{cm}</math> <b>b</b>  <math>2\text{cm}</math> <math>5\text{cm}</math> <b>c</b> </p> <p>Area a: _____ <math>\text{cm}^2</math>    Area c: _____ <math>\text{cm}^2</math>            Area b: _____ <math>\text{cm}^2</math>    Total: _____ <math>\text{cm}^2</math></p>	<p>8.</p> <p style="text-align: center;"> <math>8\text{cm}</math>  <math>1\text{cm}</math> <b>a</b>  <math>3\text{cm}</math> <math>4\text{cm}</math> <b>b</b>  <math>2\text{cm}</math> <math>5\text{cm}</math> <b>c</b> </p> <p>Area a: _____ <math>\text{cm}^2</math>    Area c: _____ <math>\text{cm}^2</math>            Area b: _____ <math>\text{cm}^2</math>    Total: _____ <math>\text{cm}^2</math></p>
<p>9.</p> <p style="text-align: center;"> <math>7\text{cm}</math>  <math>2\text{cm}</math> <b>a</b>  <math>3\text{cm}</math> <math>5\text{cm}</math> <b>b</b>  <math>8\text{cm}</math> <math>2\text{cm}</math> <b>c</b> </p> <p>Area a: _____ <math>\text{cm}^2</math>    Area c: _____ <math>\text{cm}^2</math>            Area b: _____ <math>\text{cm}^2</math>    Total: _____ <math>\text{cm}^2</math></p>	<p>10.</p> <p style="text-align: center;"> <math>4\text{cm}</math>  <math>4\text{cm}</math> <b>a</b>  <math>6\text{cm}</math> <math>2\text{cm}</math> <b>b</b>  <math>3\text{cm}</math> <math>5\text{cm}</math> <b>c</b> </p> <p>Area a: _____ <math>\text{cm}^2</math>    Area c: _____ <math>\text{cm}^2</math>            Area b: _____ <math>\text{cm}^2</math>    Total: _____ <math>\text{cm}^2</math></p>

### Task 2

Using the squared paper above, can you draw more than one shape with the following areas?

- a)  $30\text{ cm}^2$
- b)  $25\text{ cm}^2$
- c)  $64\text{ cm}^2$

## Reading – All Challenges

# Memories of a 12-Year-Old Evacuee

The war is won. It's VE day.  
A wild excitement fills the air.  
Grown-ups busy, children play  
among the tables, standing there  
in roads bedecked with myriad flags  
and bunting hung across the street.  
Women dressed in their best 'rags'  
pile tables high with things to eat.

Men pull rafters from a bomb site,  
building a gigantic fire.  
Hitler, sitting very upright,  
waiting for his funeral pyre.  
Ernie plays the old 'joanna',  
favourite tunes that won the war.  
Any song for just a tanner;  
money goes to help the poor.

Beer and whisky flow like water,  
hoarded for this special day.  
Young men hang round Charlie's daughter,  
pretty as the flowers in May.  
Darkness falls, they light the fire.  
Flaming fingers reach the top.  
Adolph, sitting in a tyre,  
Burns until his head goes 'Pop'.

Dance and singing follow after.  
Okey cokey, Conga too.  
Food and drink and lots of laughter.  
Oh, it was a perfect do.

So our super day has ended,  
heads are aching, feet are sore.  
Still, at least they'll soon be mended;  
different from those hurt in war.  
Let us hope we never have to  
celebrate a VE day.

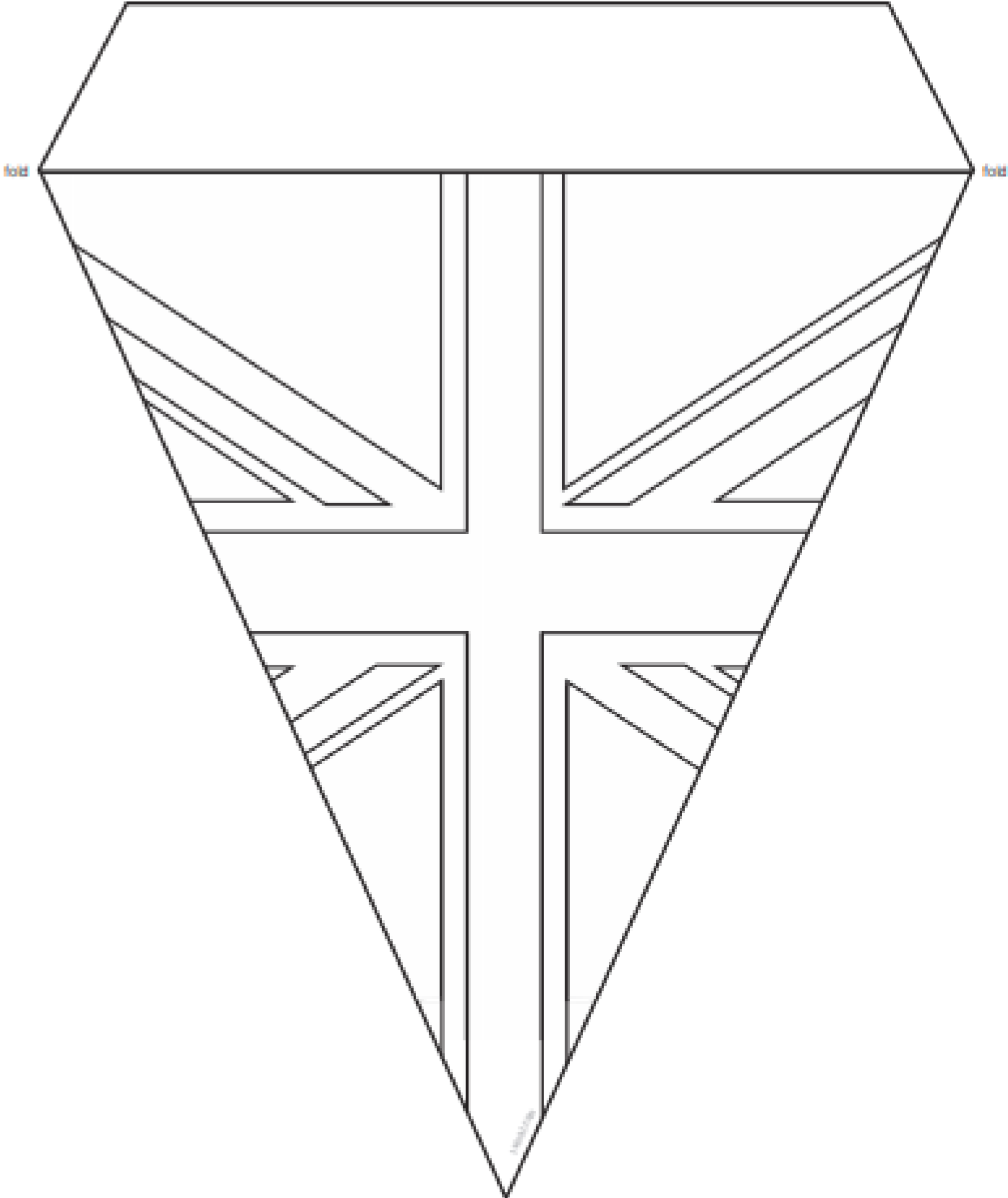
Be as one, just Europeans.

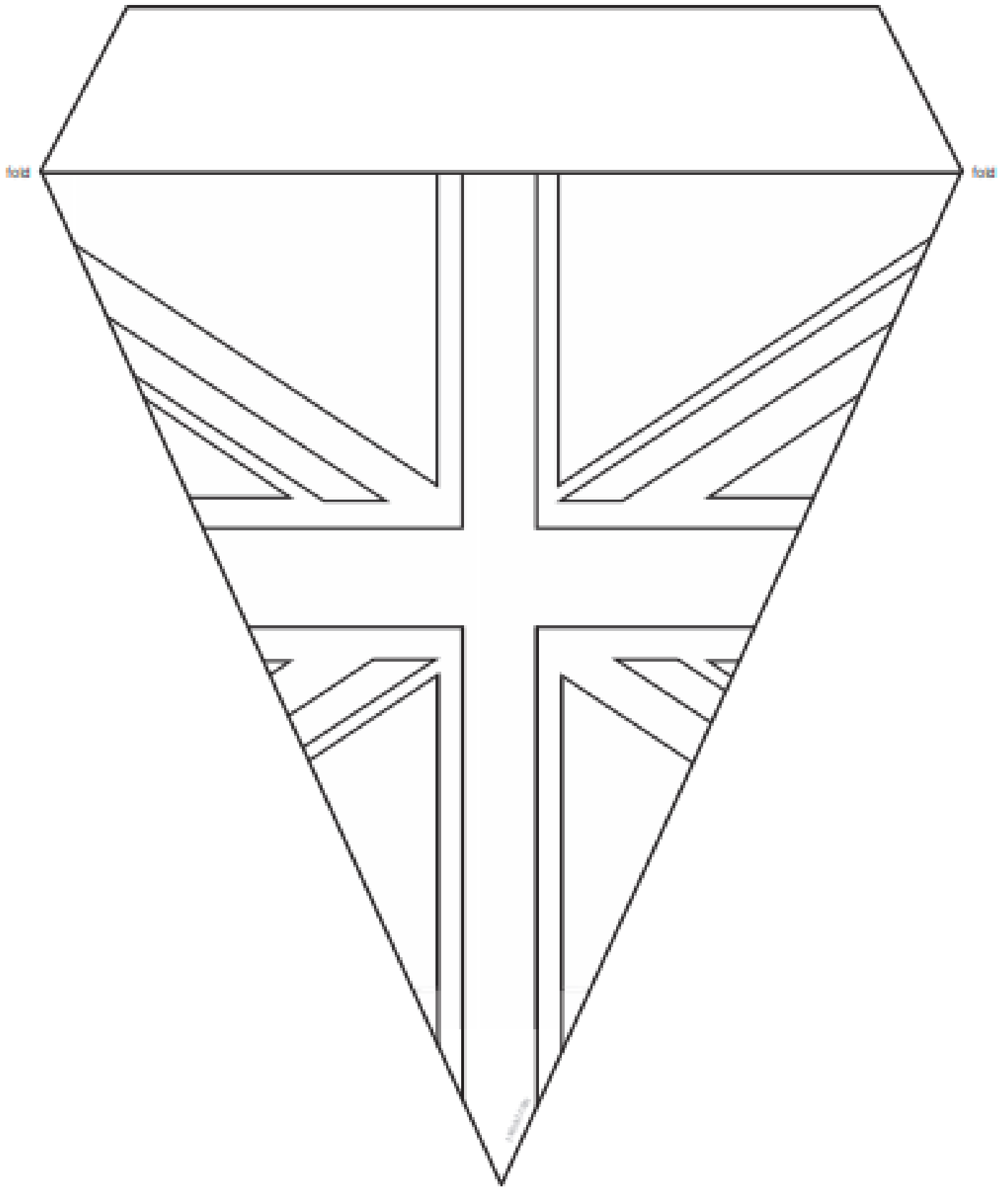


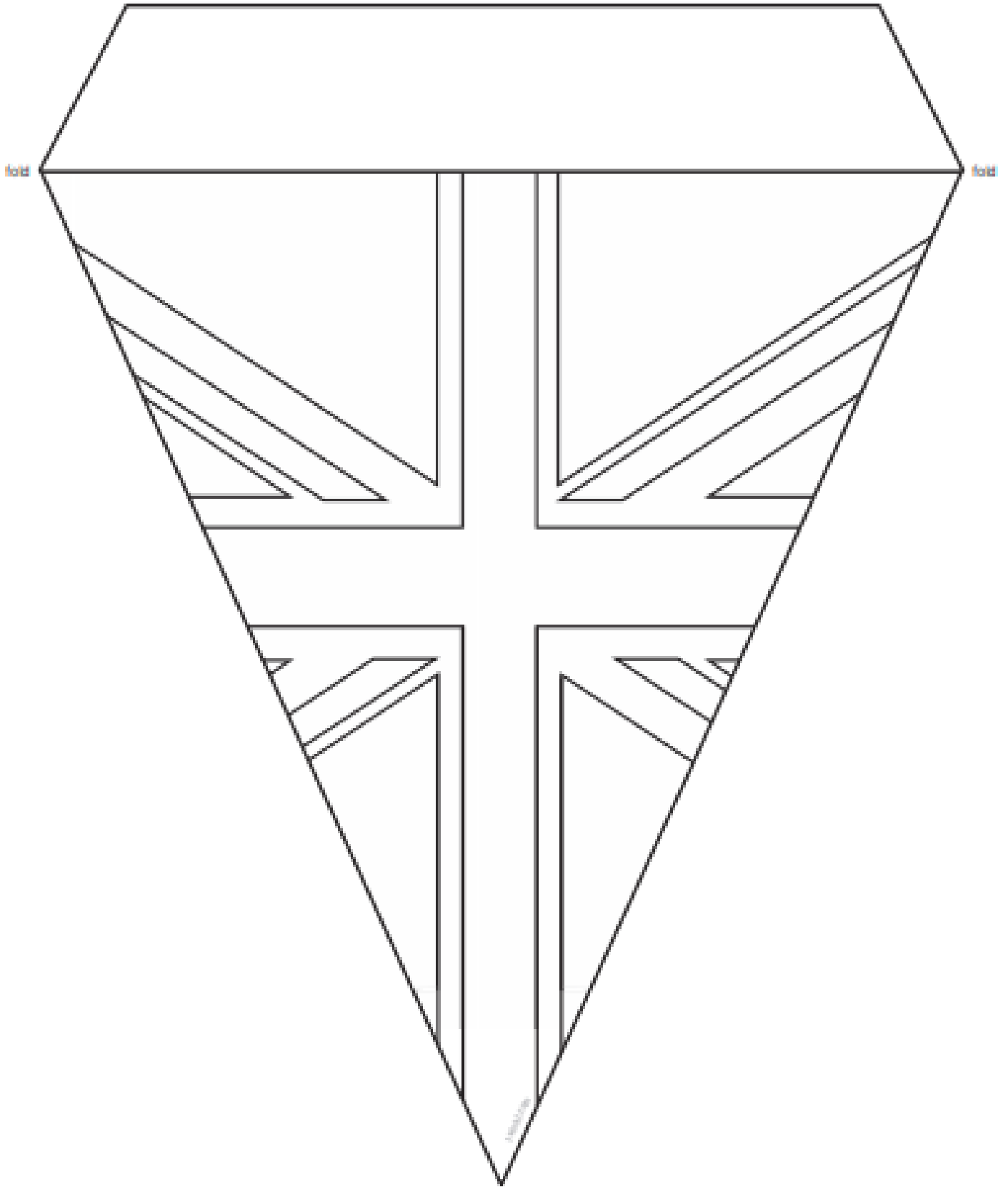
Jack Woods, WW2 People's War  
WW2 People's War is an online archive of wartime memories contributed by members of the public and gathered by the BBC.  
The archive can be found at [bbc.co.uk/ww2peopleswar](http://bbc.co.uk/ww2peopleswar)



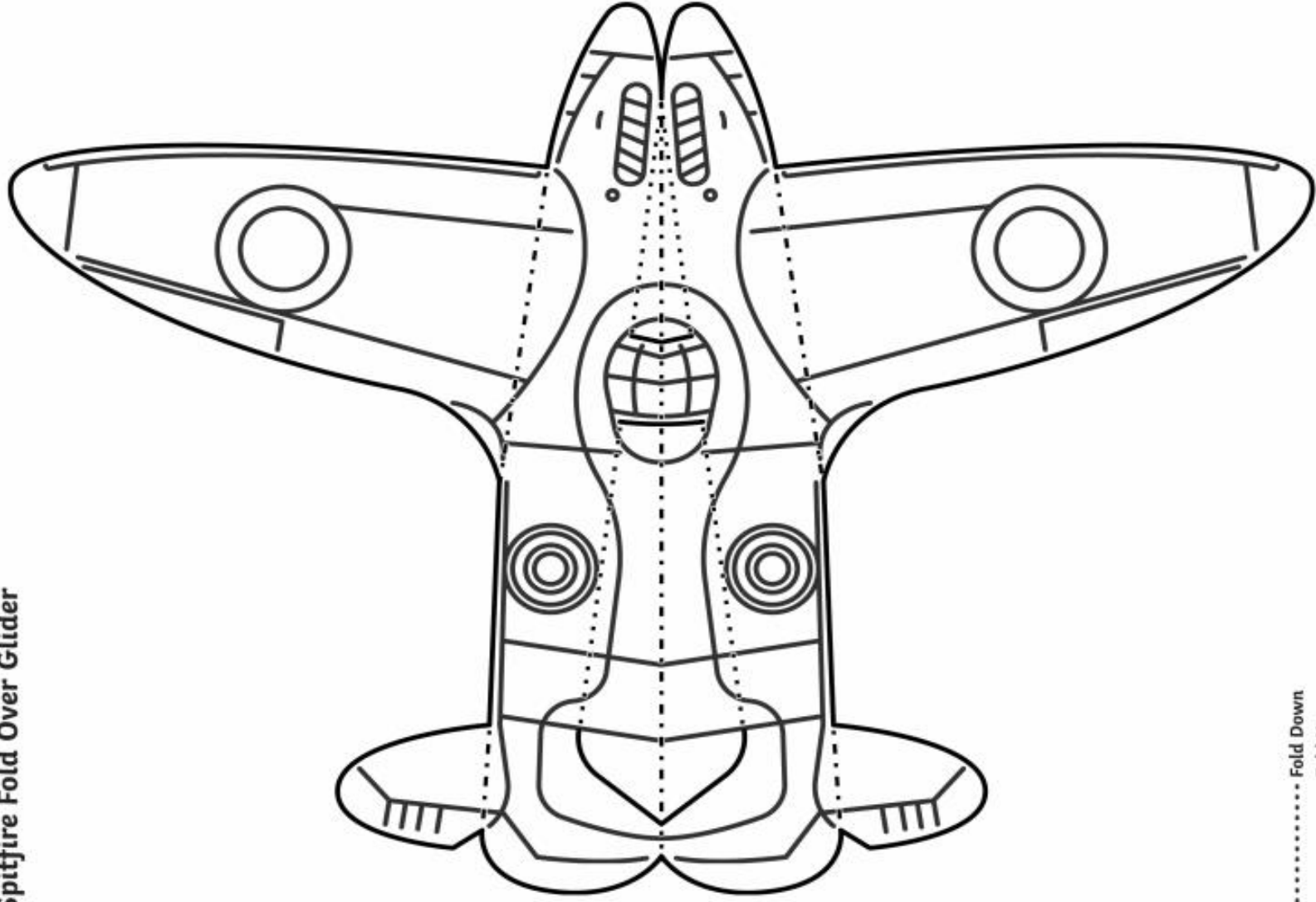
Topic







**Spitfire Fold Over Glider**



..... Fold Down  
- - - - - Fold Up