
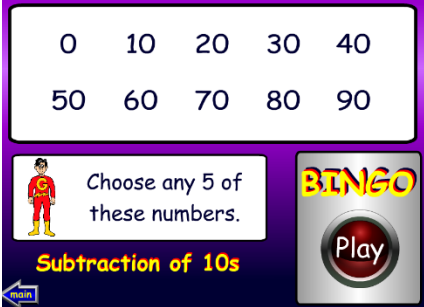


Learning Lions

Please find today's learning tasks below.

The table below explains the tasks and you will find the resources underneath. Your child will know which challenge they usually access in each subject and which task will be appropriate for them.

Year group: 2 Date: 22.04.20											
English	<p>Read the three Tongue Twister Poems. Try and learn one and say it to someone in your family. Can you say it really fast?!</p> 										
	<table border="1" style="width: 100%; border-collapse: collapse;"> <thead> <tr> <th style="width: 33%;">Challenge 1</th> <th style="width: 33%;">Challenge 2</th> <th style="width: 33%;">Challenge 3</th> </tr> </thead> <tbody> <tr> <td colspan="3" style="text-align: center;"> <p>What on earth is that on your face? Draw a picture of your own face. Label all the different parts of your face using a rhyming word for each part (A nose like a hose; Two eyes like pies, etc.)</p> </td> </tr> </tbody> </table>	Challenge 1	Challenge 2	Challenge 3	<p>What on earth is that on your face? Draw a picture of your own face. Label all the different parts of your face using a rhyming word for each part (A nose like a hose; Two eyes like pies, etc.)</p>						
Challenge 1	Challenge 2	Challenge 3									
<p>What on earth is that on your face? Draw a picture of your own face. Label all the different parts of your face using a rhyming word for each part (A nose like a hose; Two eyes like pies, etc.)</p>											
Maths	<div style="display: flex; justify-content: space-around; align-items: center;"> <div style="border: 2px solid purple; padding: 10px; text-align: center;"> <table style="margin: 0 auto;"> <tr> <td>0</td><td>10</td><td>20</td><td>30</td><td>40</td> </tr> <tr> <td>50</td><td>60</td><td>70</td><td>80</td><td>90</td> </tr> </table> </div> <div style="text-align: center;"> <p>Warm Up – follow this link to complete your maths warm up. http://www.wldps.com/gordons/Bingo_-_subtraction.swf</p> <p>Complete the interactive bingo activity to work on your mental subtraction.</p> </div> </div> <div style="margin-top: 10px;">  </div>	0	10	20	30	40	50	60	70	80	90
0	10	20	30	40							
50	60	70	80	90							

	Challenge 1	Challenge 2	Challenge 3
	Add the numicon. Can you write the question as a number sentence? ie $5+4=9$	Solve the addition word problems. Write the number sentence for each problem.	Solve the addition sums. I have done the first one to help you. If you struggle you can draw the tens and ones to help you.
Reading	https://www.booktrust.org.uk/books-and-reading/have-some-fun/storybooks-and-games/open-very-carefully/		
	Read along to 'Open Very Carefully' by Nick Bromley.		
Phonics	Look at the igh spelling words – there are 4 free games to play. https://www.spellzone.com/word_lists/games-233.htm		
Other	Today's subject focus will be Geography / PSHRE Earth Day Check out the activities and information below – complete a poster / another activity suggested, to think about this special day. Don't forget to take photos of your finished activities so I can tweet them!		

Unless otherwise specified, please complete the tasks in either your home learning book or print out the document below.

English Starter Task

Three Tongue Twister Poems

Peter Piper

Peter Piper picked a peck of pickled pepper;
Did Peter Piper pick a peck of pickled pepper?
If Peter Piper picked a peck of pickled pepper,
Where's the peck of pickled pepper Peter Piper picked?

Anon

Camilla Caterpillar

Camilla Caterpillar kept a caterpillar killer-cat.
A caterpillar killer categorically she kept.
But alas the caterpillar killer-cat attacked Camilla
As Camilla Caterpillar catastrophically slept.

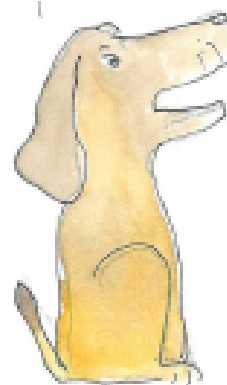
Mike Jubb

Dick's Dog

Dick had a dog
The dog dug
The dog dug deep
How deep did Dick's dog dig?



Dick had a duck
The duck dived
The duck dived deep
How deep did Dick's duck dive?



Dick's duck dived as deep as Dick's dog dug.







Trevor Millum



Maths Challenge 1



 $+$  $=$

 $+$  $=$

 $+$  $=$

 $+$  $=$

 $+$  $=$

 $+$  $=$

Maths Challenge 2


If you had 10 glass bottles and 3 plastic bottles, how many bottles are there altogether?



If you had 5 milkshakes and 2 fizzy drinks, how many drinks do you have in total?



If you had 14 squares of chocolate and 5 chocolate fingers, how many do you have in total?



If you have 5 blackbirds and 9 robins in your garden, how many are there?



If you had 5 cherry cakes and 5 plain cakes, how many would you have altogether?



If you had 5 books and 6 magazines, how many do you have?



Maths Challenge 3

54

+ 27

81

|

37

+ 26

62

+ 38

48

+ 33

56

+ 35

43

+ 39

Extension

78

+ 86

66

+ 96

97

+ 78

Earth Day 2020

What is Earth Day?

Earth day is on 22nd April every year. This year will be 50 years since the first Earth day.

Earth day is to help raise awareness for the environment and to help the current environmental crisis.



What is the theme of this years Earth Day?

This year the theme is **climate action**.

Climate change is one of the biggest challenges the world faces. We need to protect the future of the world by reducing our impact on the climate.

What can I do to support Earth Day?

There is so much you can do to help protect and restore the planet from recycling, turning off lights and using less water.

Lots of us recycle our plastic and cardboard waste which is amazing!

As a school to celebrate Earth Day, we have come up with some creative activities for you to enjoy whilst recycling waste packaging.

See the activities that everyone can have a go at on the next page!



Construct a bug hotel!

Create a cosy place for all the creepy crawlies to hang out. Cut a two-litre plastic bottle into two cylinders, then stuff it with sticks, pine cones, bark, or any other natural material. Make sure to pack the organic material tightly. Then loop a piece of twine or yarn around the two cylinders and hang your bug hotel from a tree branch or fence.

Create a hanging planter!

Large plastic bottles become beautiful hanging planters in this green-living and green-thumb project. A great way to make a gorgeous hanging garden.

https://youtu.be/9zx_QcApUug





Grow your own egg box tree!

Grab an egg box or two and some paint to make this beautiful piece of artwork.

Paint a tree trunk onto a piece of card.

Paint the egg boxes green. You could even add some blossom to your tree leaves.

Stick the egg boxes using PVA or cellotape to the piece of card.

You've had fun and recycled at the same time!



Design elf houses!

Recycle plastic bottles to create elf houses.

Cut the bottom and the top off a plastic bottle. Paint with two separate colours of your choice. Create flowers, tree and plants out of different materials or collect from your daily walk to decorate the houses.

The lights are made from light up tea lights (you don't have to include these if you don't have them).