
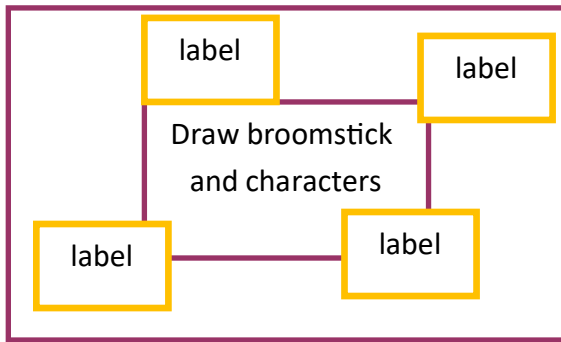


The table below explains the tasks and you will find the resources underneath.

YOU DO NOT PRINT PAGES use your homework OR doodle book for writing, drawing and recording activities detailed below.



Year group: Reception		Date: Tuesday 21st April 2020	
	Challenge 1	Challenge 2	Challenge 3
English	<p>Thinking about the story you read yesterday, Room on the Broom. Today I want you to draw the room on the broom and draw the animals in the correct order. See separate sheet. You can then label each animal, or write a caption for that part of the story.</p> <p>Also if you can access it (free to sign up but is adobe flash player) there is a room on the broom quiz! https://resource-bank.scholastic.co.uk/resources/244641</p> <p>If you can't then here is a link to another quiz! https://www.funtrivia.com/playquiz/quiz336709268bd60.html</p>		
Maths	<p>Still working on 2d shapes. Today we want you to make some 2d shapes. Ideas on separate page! The shapes I want you to make: Circle, square, rectangle (oblong), triangle</p> <p>If your child struggles then draw the shape out for them and they can build on top. Explain how many sides and corners each shape has whilst continually repeating the name of the shape they are building.</p>	<p>Still working on 2d shapes. Today we want you to make some 2d shapes. Ideas on separate page! The shapes I want you to make: Circle, square, rectangle (oblong), triangle, semi circle, rhombus</p> <p>If your child struggles then draw the shape out for them and they can build on top. Explain how many sides and corners each shape has whilst continually repeating the name of the shape they are building.</p>	<p>Still working on 2d shapes. Today we want you to make some 2d shapes. Ideas on separate page! The shapes I want you to make: Circle, square, rectangle (oblong), triangle, semi circle, rhombus, pentagon, hexagon</p> <p>If your child struggles then draw the shape out for them and they can build on top. Explain how many sides and corners each shape has whilst continually repeating the name of the shape they are building.</p>
Phonics/ Reading	I spy and read CVC words (see other sheet)	Circle the CVCC/CCVC word (see other sheet)	Spell the correct word using the special sound given (see other sheet)
Art	<p>I am sure you have got plenty of empty toilet rolls and kitchen rolls! Have a go at making this Broomstick craft!!</p>  <p>The image shows a craft project titled 'Room on the Broom broomstick craft'. It features two brooms made from toilet rolls and kitchen rolls, decorated with stars and a crescent moon. A book cover for 'Room on the Broom' by Julia Donaldson and Axel Scheffler is also shown. The text on the image includes: 'A truly magnificent broom!', '...and woosh! they were gone!', and '© PRESCHOOL-PLAY.COM Making learning fun!'.</p>		

English challenge— label page idea and caption page idea



A diagram showing a large orange rectangular frame. Inside, at the top, is a purple rectangular box containing the text "Draw broomstick and characters". Below this is a blue rectangular box containing the text "Write your captions underneath".

To help you with your drawing!



2D Shape Word Mat




circle



rectangle



triangle




oval



octagon



square



heptagon



rhombus



pentagon



hexagon



kite

Maths shape ideas!!



Masking tape on the floor, table and then use Lego to build the 2d shapes!
Or buttons, hama beads, make balls of playdough, pennies ...the list is endless!! You could then count how many pieces you used for each shape!



You could go outside and use sticks or stones to make your 2d shapes!

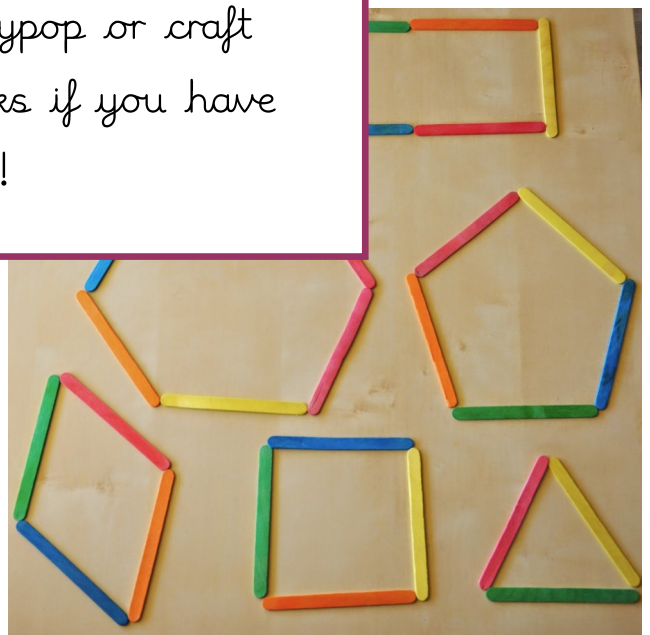


You could draw the shapes on paper and then use toothpicks and playdough to make the shapes! This one really helps to recognise the amount of corners a shape has got!

More playdough ideas....



Lollypop or craft sticks if you have any!



Phonics challenge 1

I Spy and Read

Draw a line to the matching picture when you have read each word.

pan

map

man

pig

cap

cot

tap

tin







Challenge: Can you spell a word to match one of the other pictures?

Phonics challenge 2

CVCC and CCVC Words Worksheet – Circle That Word!

(st nd mp nt)


Circle the word that matches the picture.

	<p>stem pest</p> <p>vest nest</p>
	<p>bond land</p> <p>pond band</p>
	<p>jump pump</p> <p>lamp camp</p>
	<p>bent tent</p> <p>went sent</p>

Phonics challenge 3

Answers on page underneath!!

Fill in the missing sounds.



Phonics challenge 3 answer sheet

