


The table below explains the tasks and you will find the resources underneath.

YOU DO NOT PRINT PAGES use your homework OR doodle book for writing, drawing and recording activities detailed below.

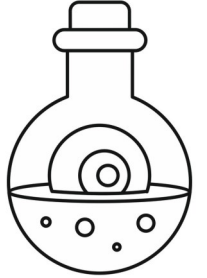
Year group: Reception		Date: Thursday 23rd April 2020		
	Challenge 1	Challenge 2	Challenge 3	
English	<p>Can you draw your own witches potion bottle and then label all the things that you might put inside it. Look at some of the potion bottles to give you some ideas.</p> <p>mud snot bat frog twig dust</p>	<p>Can you draw your own witches potion bottle and then think of 4 things that you might put inside it. Look at some of the potion bottles to give you some ideas.</p> <p>After write instructions for your potion using the repeated caption ...'put in the _____'</p> <p>Example: 1. Put in the twigs.</p>	<p>Can you write what you would use in your own potion and then write what your potion would be used for.</p> <p>In my potion I would have:</p> <ul style="list-style-type: none"> -Soft fluffy feathers -Bright shiny stars -Old smelly pumps -Red juicy strawberries <p>My magical potion would make some red, sparkling, flying trainers. They would smell like strawberries. Yum.</p>	
Maths	<p>Recap the 2D and 3D shape song from yesterday</p> <p>https://www.youtube.com/watch?v=OEBRDtCAFdU</p> <p>https://www.youtube.com/watch?v=quNdJ5MtX1A</p> <p>Lets have a sphere race. Can you find an object that is the shape of a sphere. You could have a ball, marble, malteser, etc. Now make yourself a ramp using some old cardboard, wood, plastic, books... anything you can get your hands on. Why not try and get creative and build a crazy ramp to try and get your sphere to end in tin or tub. Have a look at the pictures below. Now have a race with someone else in your house.</p>			
Phonics/ Reading	<p>Tricky word rainbow! See separate sheet underneath for example but this groups words are:</p> <p>I to no the</p>	<p>Tricky word rainbow! See separate sheet underneath for example but this groups words are (plus C1 too):</p> <p>into of you all are</p>	<p>Tricky word rainbow! See separate sheet underneath for example but this groups words are (plus C1 & 2 too):</p> <p>we be she he my</p>	
Understanding the world	<p>Let's have some fun. Have a look at some of the pictures and links and see if you can create your own experiments. Imagine your creating your own magical potion. Can you follow the instructions? Do they work? If it works so well can you explain what you did or even draw and write how to do it for someone else to follow.</p> <p>Colourful bubbles https://www.facebook.com/196827063992420/posts/1196294080712375/</p> <p>Grow a rainbow https://www.pinterest.co.uk/pin/665336544937750289/</p>			

Potions by Laura



English Challenge 1

Can you draw your own potion bottle and then label all the things that would go into it?



English Challenge 2


Can you draw your own potion bottle and then write a set of simple instructions?



1.

English Challenge 3

Can you write what you would use in your own potion and what it would be used for?




Maths Challenge

Let's explore how well our sphere can move. Can you create your own ramp and then find a sphere to see how far it will go.

How crazy can you make your ramp.

Or try creating a puzzle to see if you can get the sphere through the hole in the box.



Time for some fun!



A fun activity in 5 minutes! All you need is a sock, plastic bottle and a bit of washing-up liquid with water
#TheDadLab



See if you can make your own bubbly potion. You will need:

- A plastic bottle (scissors to cut the bottom off)
- A sock
- Bowl of water
- Washing up liquid
- For added extra potion madness some food colouring

[https://](https://www.facebook.com/196827063992420/posts/1196294080712375/)

www.facebook.com/196827063992420/posts/1196294080712375/

Follow the link or search 'TheDadLab' on Facebook.

Grow a Rainbow



Watch the clip below to see how to grow a rainbow.

<https://www.pinterest.co.uk/pin/665336544937750289/>

See if you can grow your own rainbow.

You will need:

- Kitchen paper towel
- Felt tip pens
- 2 small bowls of water
- Paper clip

