

Please find today's learning tasks below.

The table below explains the tasks and you will find the resources underneath.

DO NOT PRINT PAGES use your homework book for writing, drawing and recording activities detailed below.



























		Year group:		Date:
	Pre Nursery	Challenge 1	Challenge 2	Challenge 3
English/ Literacy	<p>Please see below for nursery home learning weekly challenges- complete 1 or more each day. (See page 1)</p>	<p>Can you look at the sheet below. Say what under the sea creatures you can see. Can you say the initial sounds in the words. E.g F for fish.</p> <p>Can you pick your favourite sea creature and have a go at drawing it.</p> <p>(See Page 2)</p>	<p>Can you look at the sheet below. Say what under the sea creatures you can see. Can you say the sounds that you can hear in the words. E.g f - sh in fish.</p> <p>Can you pick your favourite sea creature and have a go at drawing it. Write the initial sound and any other sounds that you can hear in the word.</p> <p>(See Pages 2 & 3)</p>	<p>Can you look at the sheet below. Say what under the sea creatures you can see. Can you say the sounds that you can hear in the words. E.g f- i- sh in fish. (try hard to hear 3 sounds)</p> <p>Can you pick your favourite sea creature and have a go at drawing it. Write the 3 sounds that you can hear in the word.</p> <p>You could also have a go at labelling it. E.g f-i-n</p> <p>(See Pages 2 & 3)</p>
Under- standing the world.		<p>Go outside in your garden and look around you. Talk about what you see.</p> <p>What can you see? What flowers can you see? How do you know the flowers are growing? Have they been in the sunlight? Do they need water to grow? Etc.....</p>		
Phonics/ Reading		<p>Watch Jolly Phonics Phase 2 sounds on Youtube.</p> <p>Practice saying some initial sounds. E.g h for hat.</p> <p>(See Page 4)</p>	<p>Watch Jolly Phonics Phase 2 sounds on Youtube.</p> <p>Practice blending cvc words. E.g adult says h-a-t you say hat.</p> <p>(See Page 4)</p>	<p>Watch Jolly Phonics Phase 2 sounds on Youtube.</p> <p>Practice Segmenting cvc words. E.g adult says hat you say h-a-t .</p> <p>(See Page 4)</p>


<p>Build an imaginary campfire out of sticks.</p> 	<p>Collect five stones to colour or paint.</p> 	<p>Draw a rainbow on the ground outside using chalk.</p> 	<p>Play hide-and-seek outside in the garden.</p> 
<p>Go on a minibeast hunt in the garden.</p> 	<p>Make some mud paint by mixing mud and water in a bucket.</p> 	<p>Create your own den in the garden.</p> 	<p>Count how many birds you can see in your garden in five minutes.</p> 
<p>Have a picnic lunch outside in the garden with your favourite teddy bear.</p> 	<p>Plant some beans or seeds in the garden.</p> 	<p>Make a magic wand from a stick in the garden.</p> 	<p>Use a bucket of soap and water to clean your toys.</p> 
<p>Create an outdoor obstacle course in the garden.</p> 	<p>Make a chalk picture on your fence or garden patio.</p> 	<p>Build a minibeast hotel.</p> 	<p>Make your own magical potion in a bucket.</p> 

Sea Creatures. -



Writing sound mat. -

a 	b 	c 	d 	e 	f 	g 
h 	i 	j 	k 	l 	m 	n 
o 	p 	q 	r 	s 	t 	u 
v 	w 	x 	y 	z 	Sound Mat 1	



Jolly Phonics -

Below is an image of what you need to look for on YouTube.

Here is the link if it helps—

<https://youtu.be/IQpn2839Kro>



jolly phonics phase 2

A screenshot of a YouTube video player. The video frame shows a solid blue background with the text "Jolly Phonics" in a large, white, rounded font, and "Phase Two" in a slightly smaller, white, rounded font below it. At the bottom of the video frame, there is a dark grey control bar with a play button, a next button, a volume icon, and a progress indicator showing "0:01 / 7:34". To the right of the progress bar are icons for a playlist, settings, a square, a rectangle, a Wi-Fi signal, and a full-screen button.

Jolly Phonics
Phase Two

