


Please find today's learning tasks below.

The table below explains the tasks and you will find the resources underneath.

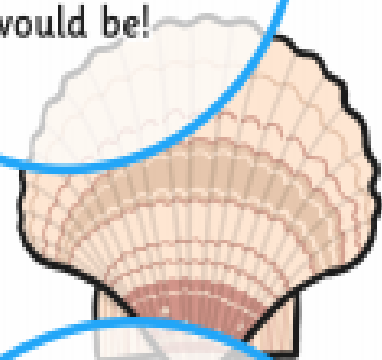
DO NOT PRINT PAGES use your homework book for writing, drawing and recording activities detailed below.

		Year group:			Date:
	Pre Nursery	Challenge 1	Challenge 2	Challenge 3	
Maths	Please see below for nursery home learning weekly challenges- complete 1 each day. (See page 1)	Practice putting a Teddy in different positions in your bedroom. E.g. Put the teddy on top of your bed - Put the teddy under your bed. (See page 3 for ideas)	Practice putting a Teddy in different positions in your bedroom. E.g. Put the teddy on top of your bed - Put the teddy under your bed. Then put your Teddy in some positions and you tell the adult where it is. Remember to use the words on top, under, next to, behind and in front. (See page 3 for ideas)	Practice putting a Teddy in different positions in your bedroom. E.g. Put the teddy on top of your bed - Put the teddy under your bed. Then put your Teddy in some positions and you tell the adult where it is. Remember to use the words on top, under, next to, behind and in front. Give the adult some instructions as to where to put the Teddy you could say— Put my Teddy behind my chair. (See page 3 for ideas)	
Phonics/ Reading		Use the I spy page— you can take turns with your child to say the initial sound of something on the page and the other person is to find something beginning with that sound E.g. I spy with my little eye something beginning with -C Other person points to Cat. (See page 2)	Use the I spy page— The adult should sound out the word E.g. I Spy with my little eye a C-a-t then child to blend the word E.g. Cat and find it. (See page 2)	Use the I spy page— you can take turns with your child to sound out a word for the other person to find E.g. I spy with my little eye a C-a-t. (See page 2)	
Topic/ Other		Play some ball games, running, skipping and hopping games outside. You could ask an adult to draw you a hop scotch. You could have races. You could play a catching game. You good have a penalty shoot out.			

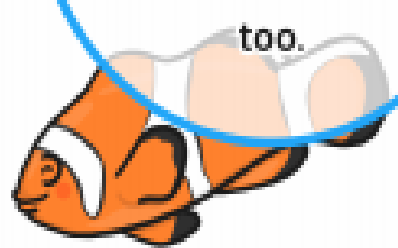

Under the Sea Learning Challenge




Talk to a grown-up about how to stay safe around water.



Imagine you have found a magic shell. You can have one wish. Draw a picture to show us what your wish would be!



Teach your family how to sing "1,2,3,4,5, once I caught a fish alive!" Remember to show them the actions too.



Talk to a grown up, look in a book or even look on the Internet, to find out about an animal that lives under the sea.


I spy page -

I Spy with My Little Eye




Positional Language Ideas -


Teddy is on the table.



Teddy is under the table.



Teddy is beside the table.



Teddy is at the table.



Teddy is in the box.



Teddy is between the box and table.

