


Please find today's learning tasks below.

The table below explains the tasks and you will find the resources underneath.

DO NOT PRINT PAGES use your homework book for writing, drawing and recording activities detailed below.


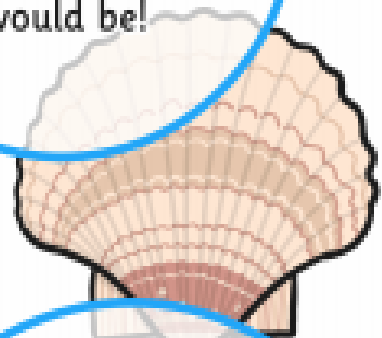
		Year group:			Date:
	Pre Nursery	Challenge 1	Challenge 2	Challenge 3	
Physical Development/ Writing	<p>Please see below for nursery home learning spring weekly challenges - complete 1 each day.</p> <p>(See page 1)</p>	<p>Can you practice copying some of the letters in your name. Use the correct letter formation and a Tripod grip.</p> <p>(See pages 2 & 3)</p>	<p>Can you practice copying all of the letters in your name. Use the correct letter formation and a Tripod grip.</p> <p>(See pages 2 & 3)</p>	<p>Can you practice writing all of the letters in your name. Use the correct letter formation and a Tripod grip.</p> <p>(See pages 2 & 3)</p>	
Physical development		<p>Can you copy the yoga moves from the link below –</p> <p>Squish the Fish A Cosmic Kids Yoga Adventure!</p> <p>https://youtu.be/LhYtcadR9nw</p>			
Phonics/ Reading		<p>Can you use the link below watch and take part in -</p> <p>Phonics lessons on Facebook and YouTube for children to watch at home; three short Speed Sound lessons with one of our trainers every day for the next two weeks. Films will only be available at the times below</p> <p>Set 1 Speed Sounds at 9.30 am and again at 12.30 pm Set 2 Speed Sounds at 10.00 am and again at 1.00 pm Set 3 Speed Sounds at 10.30 am and again at 1.30 pm</p> <p>https://www.youtube.com/channel/UCo7fbLgY2oA_cFCIq9GdxtQ</p>			
Topic/ Other		<p>Sing some of your favourite Nursery rhymes. E.g Humpty Dumpty.</p> <p>Listen for and say the words that rhyme .</p> <p>Ask an adult to sing one and miss out some key words so you can say what they are.</p>	<p>Put on some music and dance to it.</p> <p>Remember to use rhythm in your body.</p> <p>You could play musical statues or musical bumps.</p>	<p>Put on some music and get a wooden spoon and pan. Make some sounds to the rhythm of the music.</p> <p>Listen for the beats.</p>	

Under the Sea Learning Challenge



Talk to a grown-up about how to stay safe around water.

Imagine you have found a magic shell. You can have one wish. Draw a picture to show us what your wish would be!




Teach your family how to sing "1,2,3,4,5, once I caught a fish alive!" Remember to show them the actions too.



Talk to a grown up, look in a book or even look on the Internet, to find out about an animal that lives under the sea.



Letter formation for name writing -



Letter formation for name writing -

KWL HANDWRITING KFM/MS

a	Whoosh, around the apple and down the leaf
b	Whoosh, down the laces to the heel, up round the toe and flick
c	Whoosh, curl around the caterpillar
d	Whoosh, round his big fat bottom, up to his head, down to his feet
e	Whoosh, all around the egg
f	Whoosh, down the flower and draw the leaves
g	Whoosh, round her face, down her hair and give her a curl
h	Whoosh, down the horses leg to his feet and over his back
i	Whoosh, down the body and dot for the head
j	Whoosh, down his body and curl up, dot for the head
k	Whoosh, down the body, up around the legs and give it a tail
l	Whoosh, down the long leg
m	Whoosh, <u>maisy</u> , mountain, mountain
n	Whoosh, down <u>neddy</u> and over his net
o	Whoosh, all around the orange and flick
p	Whoosh, down the parrots long tail, up around the pirates face and flick
q	Whoosh, around her head, up to her crown and down her hair
r	Whoosh, down his back and curl over his arm
s	Whoosh, slither down the snake and flick
t	Whoosh, down the tower, across the tower
u	Whoosh, down and up the umbrella and flick
v	Whoosh, down a wing, up a wing and flick
w	Whoosh, down, up, down, up the wiggly worm and flick
x	Whoosh, down the arm and leg and down the other side
y	Whoosh, down a horn, up a horn and curl around his head
z	Whoosh, zig, zag, zig

