


Please find today's learning tasks below.

The table below explains the tasks and you will find the resources underneath.

**DO NOT PRINT PAGES** use your homework book for writing, drawing and recording activities detailed below.


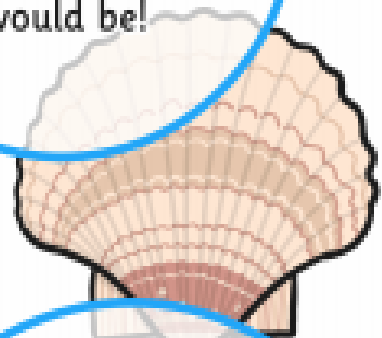
		Year group:			Date:
	Pre Nursery	Challenge 1	Challenge 2	Challenge 3	
<b>Expressive arts and design</b>		Can you paint an under the sea ? <b>(if you haven't got paint use felt pens or crayons)</b> <b>(See page 2)</b>	Can you make an under the sea picture using different materials? <b>(See page 3)</b>	Can you make an under the sea picture using different materials? <b>(See page 3)</b>	
<b>Maths</b>	Please see below for nursery home learning spring weekly challenges - complete 1 each day. <b>(See page 1 )</b>	Go on a colour hunt. You might want to limit this to just one room .  How many red objects can you find? How many blue objects can you find? How many green objects can you find? Etc  Count the objects and say how many there are.	Go on a colour hunt. You might want to limit this to just one room .  How many red objects can you find? How many blue objects can you find? How many green objects can you find? Etc  Count the objects and say how many there are.  Record your answers. <b>(See page 4)</b>	Go on a colour hunt. You might want to limit this to just one room .  How many red objects can you find? How many blue objects can you find? How many green objects can you find? Etc  Count the objects and say how many there are.  Record your answers. <b>(See page 4)</b>	
<b>Phonics/ Reading</b>		Can you look out of your window and say what you can see. Say the initial sound that each thing begins with <b>E.g f for fence.</b>	<b>Blend</b> the words to match the picture. Adult to say E.g M-A-T and child to say Cat. <b>(See page 5)</b>	<b>Segment</b> the words to match the picture. Child to look at the pictures and say E.g M-A-T says Mat. <b>(See page 5)</b>	

## Under the Sea Learning Challenge



Talk to a grown-up about how to stay safe around water.

Imagine you have found a magic shell. You can have one wish. Draw a picture to show us what your wish would be!




Teach your family how to sing "1,2,3,4,5, once I caught a fish alive!" Remember to show them the actions too.



Talk to a grown up, look in a book or even look on the Internet, to find out about an animal that lives under the sea.



Under the sea picture. -

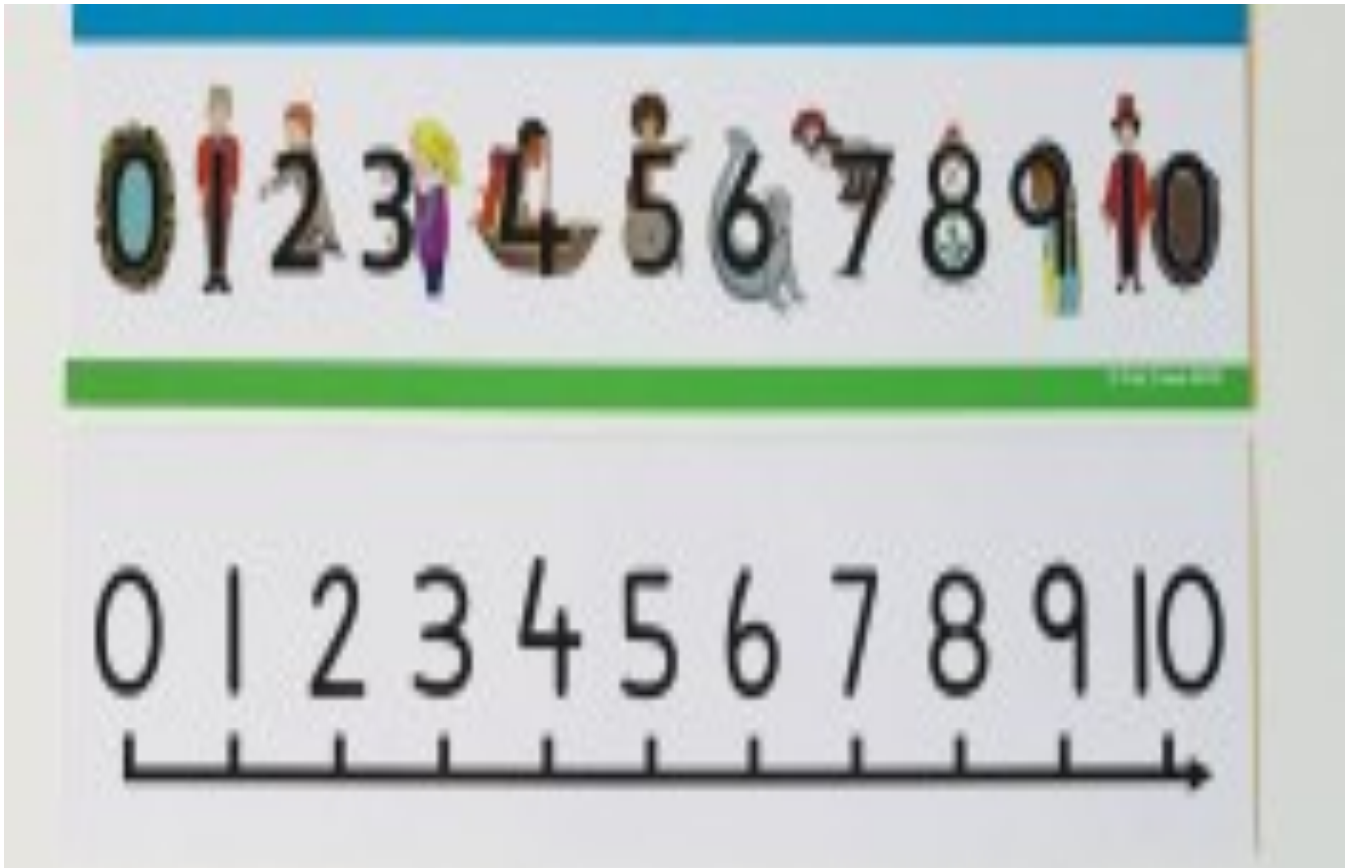


Under the sea picture. -





Writing numbers -



CVC pictures-

