


Please find today's learning tasks below.

The table below explains the tasks and you will find the resources underneath.

DO NOT PRINT PAGES use your homework book for writing, drawing and recording activities detailed below.


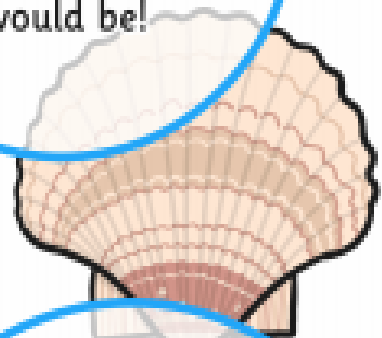
		Year group:			Date:
	Pre Nursery	Challenge 1	Challenge 2	Challenge 3	
English/ Literacy	<p>Please see below for nursery home learning spring weekly challenges - complete 1 each day.</p> <p>(See page 1)</p>	<p>Can you draw a picture of a fish remember to draw all of the different features.</p> <p>(Remember to use a Tripod grip)</p> <p>(See page 2)</p>	<p>Can you draw a picture of Under the Sea remember to draw all of the different creatures that live there.</p> <p>Use the sound mat to find the initial sounds of the creatures and write them. E.g f for fish. If you can hear more than the initial sound in a word write that too.</p> <p>(See pages 3 & 4)</p>	<p>Can you draw a picture of Under the Sea remember to draw all of the different creatures that live there.</p> <p>Use the sound mat to find the sounds that you can hear in the words of the creatures. Then write them. E.g C -a-b in Crab.</p> <p>(See pages 3 & 4)</p>	
Maths		<p>Can you practice orally counting to 10. Use your fingers to represent numbers 1-5.</p> <p>(See page 5)</p>	<p>Can you practice orally counting to 15. Practice writing number 1-5.</p> <p>(See page 6)</p>	<p>Can you practice orally counting to 20. Practice writing number 1-10.</p> <p>(See page 6)</p>	
Phonics/ Reading		<p>Copy the link below into the google search bar and share read the story.</p> <p>https://www.slideshare.net/nikkitester1/tiddler-the-story-telling-fish</p> <p>Talk about the characters and the settings in the story.</p>	<p>Copy the link below into the google search bar and share read the story.</p> <p>https://www.slideshare.net/nikkitester1/tiddler-the-story-telling-fish</p> <p>Talk about the characters, settings and events in the story. At the end of the story can you talk about what happened at the beginning, middle and end?</p>	<p>Copy the link below into the google search bar and share read the story.</p> <p>https://www.slideshare.net/nikkitester1/tiddler-the-story-telling-fish</p> <p>Can you follow the print with your finger ?</p> <p>Can you predict what might happen at the end of the story?</p> <p>At the end of the story talk about the characters, settings and events in the story, talk about what happened at the beginning, middle and end?</p>	

Under the Sea Learning Challenge



Talk to a grown-up about how to stay safe around water.

Imagine you have found a magic shell. You can have one wish. Draw a picture to show us what your wish would be!




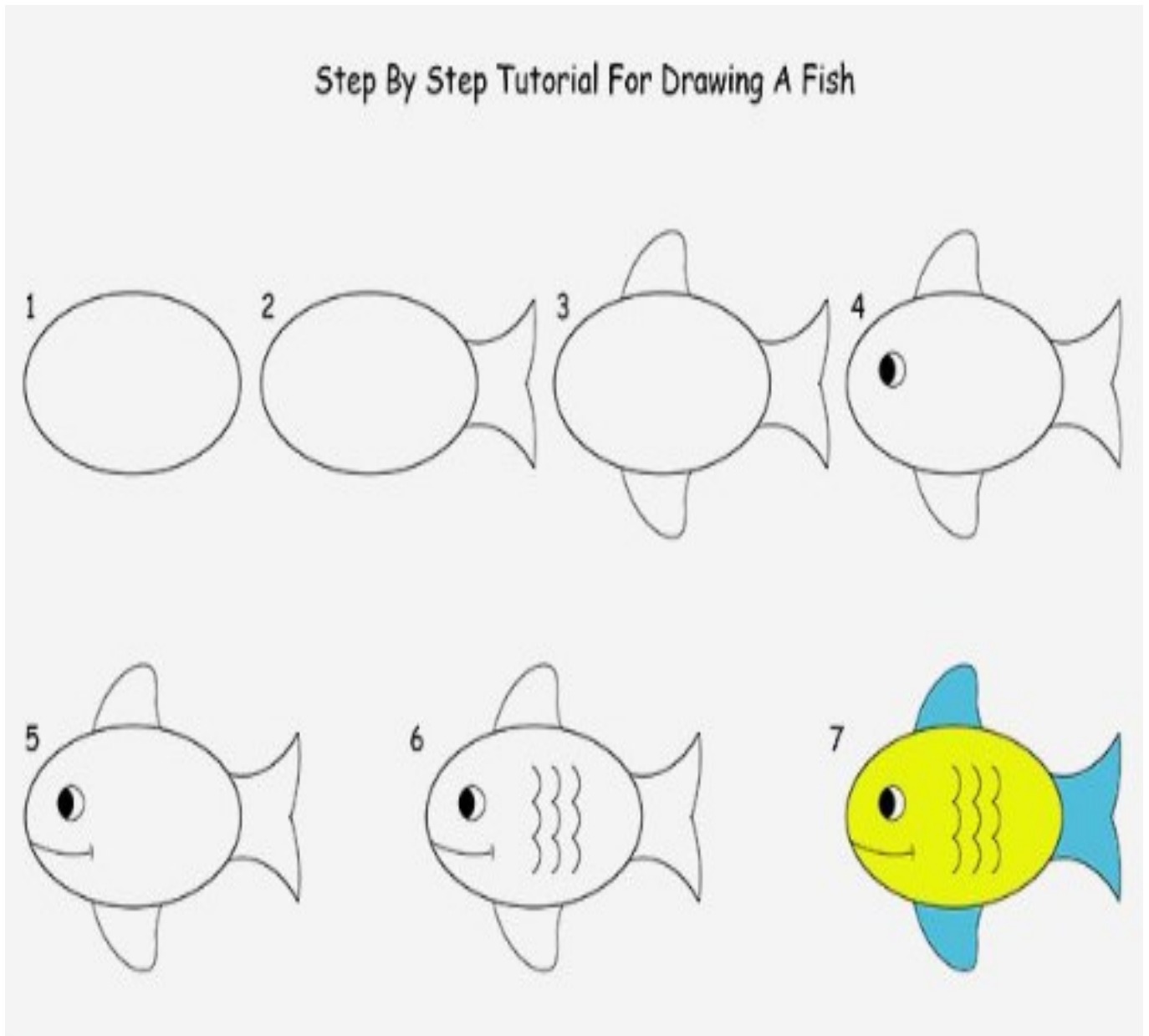
Teach your family how to sing "1,2,3,4,5, once I caught a fish alive!" Remember to show them the actions too.




Talk to a grown up, look in a book or even look on the Internet, to find out about an animal that lives under the sea.





























Drawing a fish. -




Under the sea picture. -



Sound Mat -

a 	b 	c 	d 	e 	f 	g 
h 	i 	j 	k 	l 	m 	n 
o 	p 	q 	r 	s 	t 	u 
v 	w 	x 	y 	z 	Sound Mat 1	



Fingers to represent numbers -



Writing numbers -

