

The table below explains the tasks and you will find the resources underneath.

YOU DO NOT PRINT PAGES use your homework OR doodle book for writing, drawing and recording activities detailed below.

Year group: Reception		Date: Monday 27th April 2020	
	Challenge 1	Challenge 2	Challenge 3
English	Watch 'The Gruffalo'—can you join in with the repeated parts of the story? (see the sheet below for a number of links to watch or listen to the story) Can you draw and make puppets so you can retell the story afterwards? Can you colour the Gruffalo mask below and pretend to be him?		
Maths	Today you are going to be exploring and making repeating pattern— see the sheet below for more information go and have fun! You can also have a go at this game - https://www.coolmath4kids.com/manipulatives/pattern-blocks	Today's learning is all about pattern! Have a go at these games online. Practise recognising, creating and completing shape patterns https://www.coolmath4kids.com/manipulatives/pattern-blocks OR http://resources.hwb.wales.gov.uk/VTC/simple_patterns/eng/Introduction/MainSession.htm	
Phonics/Reading	Phonics play comics— See the instructions below and have a go at reading the online Phase 2 comics (if you have a printer you could print it off to read)	Phonics play comics— See the instructions below and have a go at reading the Phase 3 online comic (if you have a printer you could print it off to read)	
Expressive Arts & Design	Can you make your own Gruffalo! Think carefully about what colours you need and what objects you may have lying around your home already! He can be made from anything, playdough, paint, paper, boxes, milk cartons, sticks etc... The crazier the better! (See the ideas sheet below for some inspiration)		

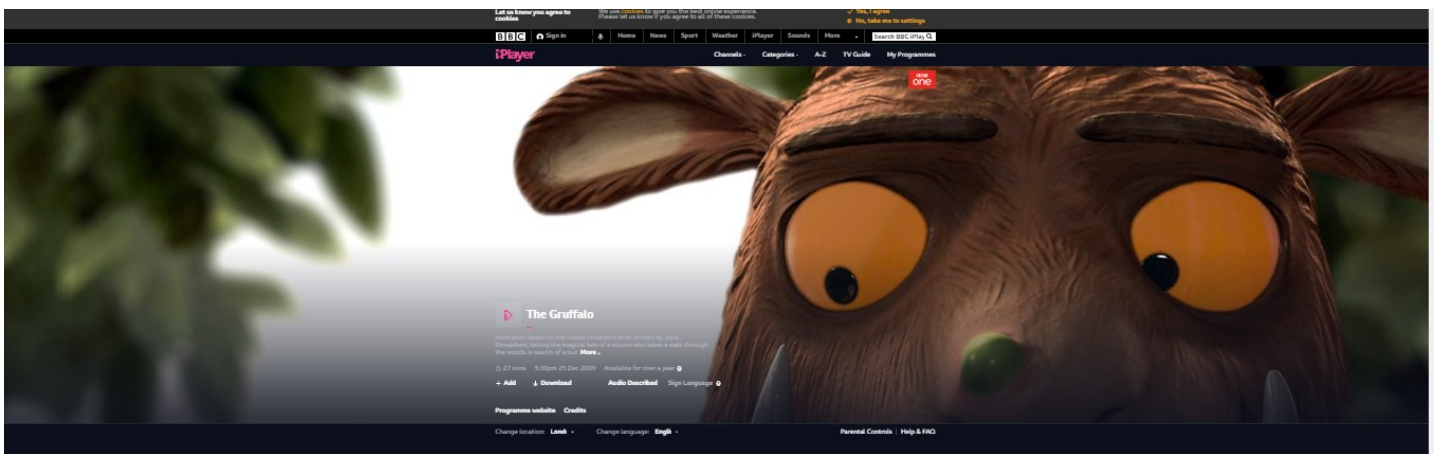
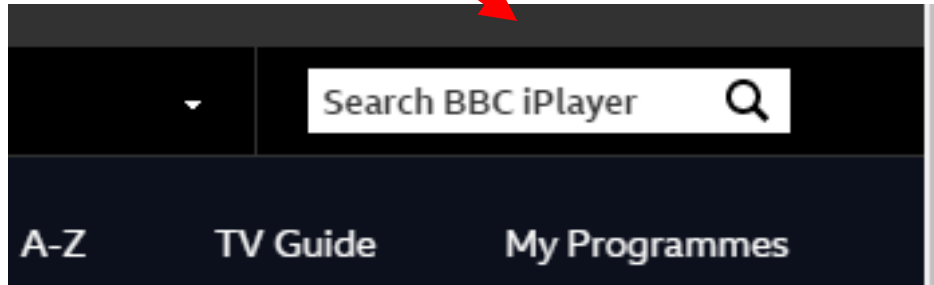


Summer 1—Giants, Fairies and Magical Beasts

'The Gruffalo' story links

Access the story on BBC iPlayer

Search 'the gruffalo'
in the search bar



This term our topic is Giants, Fairies and Magical Beasts. The popular story of 'The Gruffalo' by Julia Donaldson would usually be one of the stories we read this term so we thought why not enjoy it at home.


Watch the animated story of The Gruffalo by the author Julia Donaldson on BBC iPlayer.

If you want to see the story being read aloud see this link on YouTube :-

<https://www.youtube.com/watch?v=s8sUPpPc8Ws>

THE GRUFFALO

COLOURING IN



Copyright Macmillan Children's Books
Send your feedback to info@cpb.com.au
Follow The Gruffalo Tour at www.cpb.com.au

The Gruffalo and Friends Finger Puppets!

It's really easy to make these fantastic finger puppets. Just follow these simple instructions and very soon you will be acting out the story of THE GRUFFALO using your fingers!

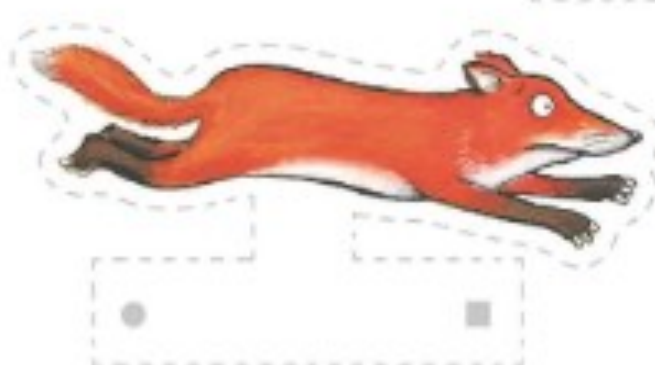
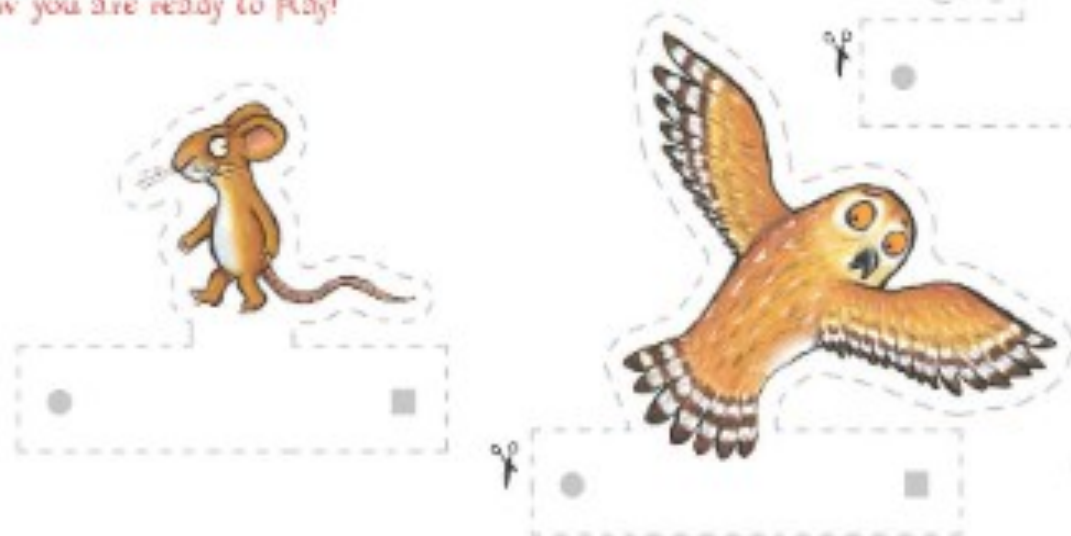
You will need:

Thin card, scissors, glue and sticky tape.

Instructions:

1. First you will need to print out this page.
2. Stick the printed page on to a piece of card so your finger puppets will be stronger and last longer.
3. Carefully cut around the dotted lines with a pair of scissors. Ask an adult to help you with this.
4. Your finger puppets are almost ready. Now all you have to do is create a ring to put your finger in! You will see there is a bar at the bottom of each character, with a dot and square at each end. Join the dot to the back of the square around the back of the character and secure together with sticky tape.

Now you are ready to play!



THE GREATEST STORIES IN TOWN


Maths Challenge 1 & 2

Making & creating repeating patterns

Using some lego, duplo or different equipment / materials you have at home or in the garden, have a go at making some repeating patterns, think about colour/ shape/ size. Have fun!

How many patterns can you complete?

twinkl.com



Maths Challenge 3 extension








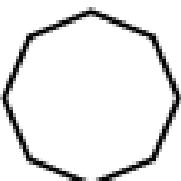

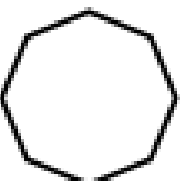








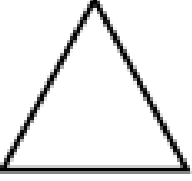














continuing repeating patterns

After you have had a go at the online games

have a go at this sheet if you want too!

2D Shape Patterns 2

Complete the pattern by drawing picture in the box.

1.						
2.						
3.						
4.						
5.						
6.						

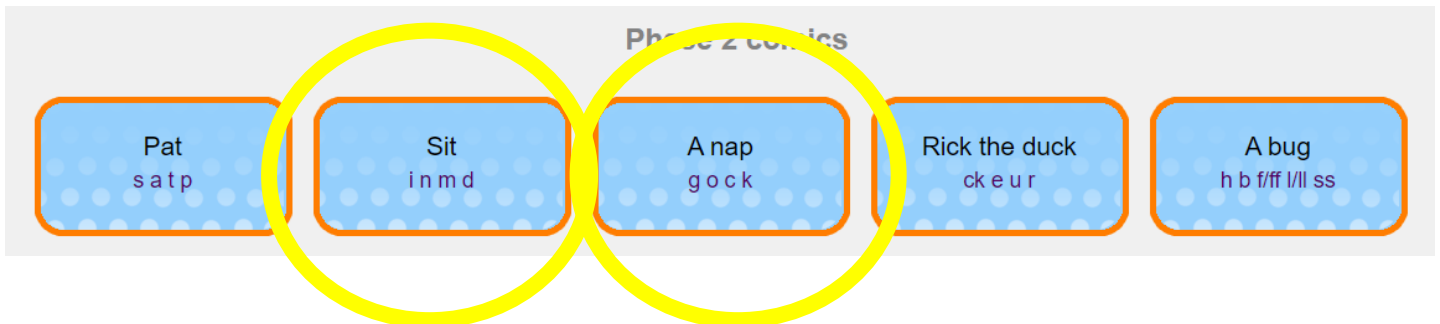
Phonics Challenge 1

Type into google phonics play comics

Scroll down to the 'phase 3 comics'



Challenge 1 to read -



Phonics Challenge 2 & 3

Type into google phonics play comics

Scroll down to the 'phase 3 comics'



Challenge 2 to read -

Pet vet j v w x	Buzz y z qu	I can spot sh ch th ng	Let's go ai ee igh oa	Moon farm park oo ar or
Cow and owl town ur ow oi	The haircut ear air er			

Challenge 3 to read -

Pet vet j v w x	Buzz y z qu	I can spot sh ch th ng	Let's go ai ee igh oa	Moon farm park oo ar or
Cow and owl town ur ow oi	The haircut ear air er			

