







Terrific Tigers

Please find today's learning tasks below.

The table below explains the tasks and you will find the resources underneath. Your child will know which challenge they usually access in each subject and which task will be appropriate for them.

Year group: 1 Date: 20 th April			
	Challenge 1	Challenge 2	Challenge 3
English	Try saying words that rhyme bed – red frog – log ten - men	Read and enjoy <i>Where Teachers Keep Their Pets</i> by Paul Cookson The line about the last teacher, Mrs Vickers, doesn't say where she keeps her pet. Can you think of a place that rhymes with Vickers!?	
	Read the words in the sets below and then circle the odd one out that does not belong in the rhyming set.	Creating rhymes Read the words on <i>Boxes of Rhymes</i> . How many rhyming words can you write under each heading? If you get stuck, use rhyming dictionary at https://www.rhymezone.com . Form all your letters very carefully.	Creating own rhyme Read the list of teachers' names on <i>Whose is it?</i> Think of a pet for each teacher that rhymes with their name!
Maths	Addition to 20 We are adding today with numbers to 20. You can use the number line at the top of the sheet to help or print the sheet of numberlines and use those. If you cannot print, copy the additions onto paper or into your book.	Addition to 20 Find pairs that make 20! You can either print and cut and match the pairs of numbers that add to 20 or write them down, for example $18 + 2 = 20$, $16 + 4 = 20$.	Addition to 20 Using the sheet below, sort the calculations into pairs of numbers that add to 20 and pairs of numbers that do not add to 20. Cut and sort the calculations. If you cannot print, copy the calculations instead and sort them.

Phonics	<p>Go to youtube and search for Mr Thorne does phonics - ck sound. https://www.youtube.com/watch?v=vIEN5AbHWak</p>  	<p>Go to youtube and search for Mr Thorne does phonics ai sound https://www.youtube.com/watch?v=uxDatnyiYPI</p>  	<p>Go to youtube and search for Mr Thorne does phonics - ai ae ay ei eigh a - Phonics Alternative Spellings</p>   <p>ai ae ay ei eigh a - Phonics Alternative Spellings Mr T's Phonics 9 years ago · 197,581 views Watch UK school teacher Mr Thorne and Youtube sensation Ge Giraffe take you on a learning journey through the ... 2:46</p>
Reading	<p>Go to https://www.booktrust.org.uk/books-and-reading/have-some-fun/storybooks-and-games/hairy-maclary/ and read along to 'Hairy Maclary From Donaldson's Dairy' by Lynley Dodd.</p>		
Other	<p>Today's subject focus will be Science Share the page (below) and look at the pictures about how a fruit plant grows. Think about the sequence of the pictures and draw / stick them on the sequencing sheet.</p>		

Unless otherwise specified , please complete the tasks in either your home learning book or on a word document.

Challenge 1

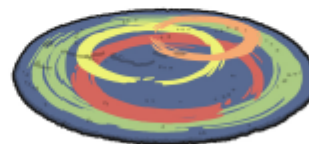
jug



cat



rug



slug



twinkl.co.uk

cat



rat



dog



mat



twinkl.co.uk

dog



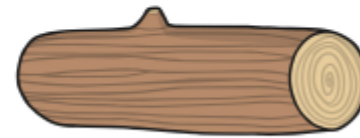
bed



frog




log



twinkl.co.uk


pig



wig



dig



tree



twinkl.co.uk

English Challenge 2 and 3

Where Teachers Keep Their Pets

Mrs Cox had a fox
nesting in her curly locks.

Mr Spratt's tabby cat
sleeps beneath his bobble hat.

Miss Cahoots has various newts
swimming in her zip-up boots.

Mr Spray has Fred his fly
eating food stains from his tie.

Mrs Groat shows off her stoat
round the collar of her coat.

Mr Spare's got grizzly bears
hiding in his spacious flares.

And...

Mrs Vickers has a stick insect called 'Stickers'
... but no one's ever seen where she keeps it.



Paul Cookson

Challenge 2 : Boxes of Rhymes

said

A square box with a colorful border of interlocking puzzle pieces. The box is divided into four horizontal sections for writing.

sea

A square box with a colorful border of interlocking puzzle pieces. The box is divided into four horizontal sections for writing.

book

A square box with a colorful border of interlocking puzzle pieces. The box is divided into four horizontal sections for writing.

funny

A square box with a colorful border of interlocking puzzle pieces. The box is divided into four horizontal sections for writing.

Challenge 3 English

Whose is it?

Mr Pow has a _____

Mrs Pratt has a _____

Miss Ben has a _____

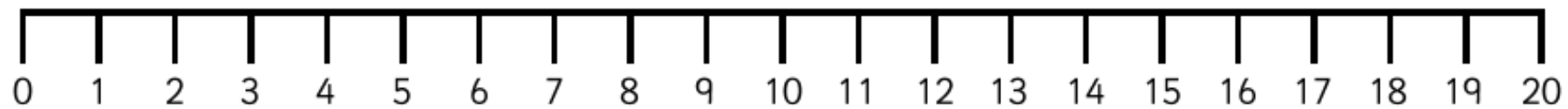
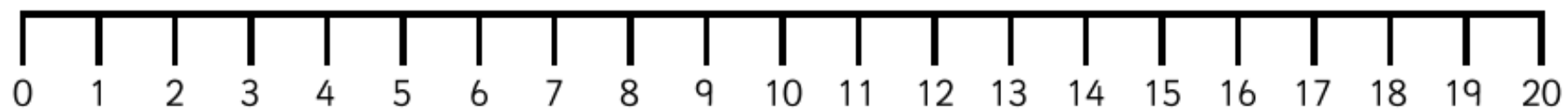
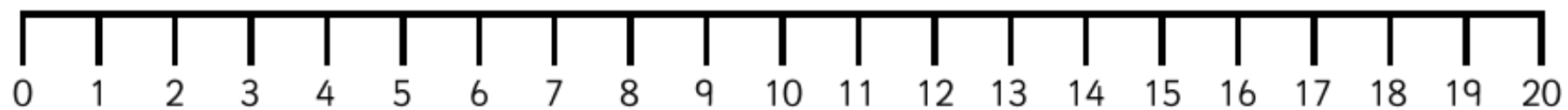
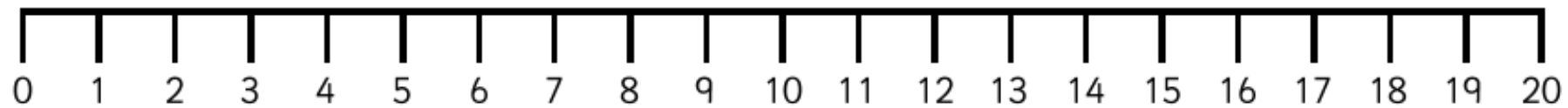
Mr Hog has a _____

Mrs Lake has a _____

Miss Blatt has a _____

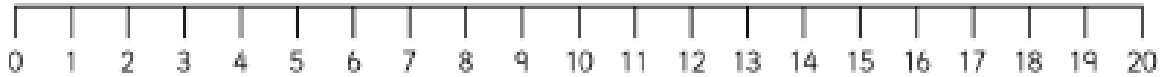
Mr Morse has a _____

Number Lines



Challenge 1 Maths







Use the number line to help you solve the following problems.









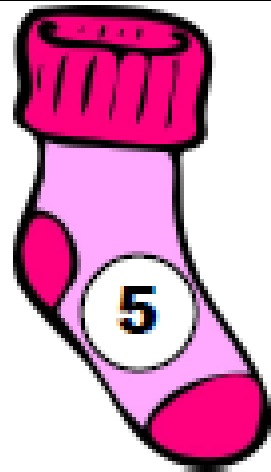

Start at 6. Count on 5. $\square + \square - \square$	Start at 4. Count on 8. $\square + \square - \square$	Start at 9. Count on 5. $\square + \square - \square$
Start at 3. Count on 8. $\square + \square - \square$	Start at 5. Count on 7. $\square + \square - \square$	Start at 2. Count on 9. $\square + \square - \square$
Start at 8. Count on 4. $\square + \square - \square$	Start at 1. Count on 10. $\square + \square - \square$	Start at 8. Count on 5. $\square + \square - \square$


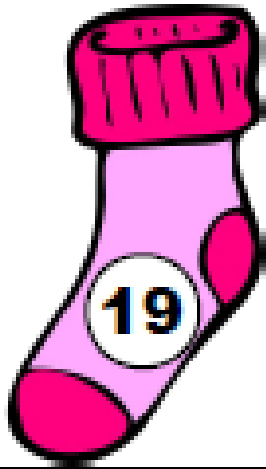


Challenge 2 Maths

Number bond to 20 - Match up









Challenge 3 Maths

Find and make number bonds

Stick the calculations under the correct column. You may use equipment to help you.

Bonds that make 20	Bonds that do <u>NOT</u> make 20

$9 + 11$	$13 + 7$	$16 + 4$	$16 + 5$
$20 + 0$	$3 + 17$	$13 + 8$	$6 + 13$
$14 + 5$	$8 + 13$	$12 + 8$	$12 + 6$
$5 + 15$	$18 + 3$	$4 + 15$	$7 + 14$
$7 + 13$	$6 + 15$	$2 + 18$	$17 + 3$

Science Learning



Fill the plant pot
with soil.

Plant the seeds into
the soil.

Using a watering can,
water the seeds.

The seeds begin to sprout
and grow.

The plant grows and
begins to flower.

Fruit then grows on
the plant.

Fruit Plant Growth Sequencing

