

**YOU DO NOT NEED TO PRINT PAGES**

use your homework OR doodle book for writing, drawing and recording activities detailed below.

Year group: Reception		Date: 3.4.20	
	Challenge 1	Challenge 2	Challenge 3
English	<p>If you were the Easter Bunny... A fun writing activity to get you excited for Easter!</p> <p>Draw and label your answers with the sounds you can hear!</p>	<p>If you were the Easter Bunny... A fun writing activity to get you excited for Easter!</p> <p>Draw and write a little sentence to answer to each question—you could make it like a fact file page!</p>	<p>If you were the Easter Bunny... A fun writing activity to get you excited for Easter!</p> <p>Draw and write a sentence to answer to each question—you could make it like a fact file page!</p>
Maths	<p><a href="https://www.topmarks.co.uk/learning-to-count/teddy-numbers">https://www.topmarks.co.uk/learning-to-count/teddy-numbers</a></p> <p>Can you practice counting amounts to 10 then to 15 using the teddy bear counting game. See the help sheet below to access the game.</p>	<p><a href="https://www.youtube.com/watch?v=hVaxiJB6Fls">https://www.youtube.com/watch?v=hVaxiJB6Fls</a></p> <p>Click on the link above to watch the story of 'give me half' - this story is all about sharing objects. During your day when you have breakfast or lunch can you try and share/ halve your food? Could you have half each with your siblings? Or if you can, make a pizza or a cake and cut it into halves to share.</p> <p>Remember—halves are two equal parts!</p>	
Phonics/ Reading	Go on to phonics bloom and access Phase 2 (instructions on spate sheet)	Go on to phonics bloom and access Phase 3 (instructions on spate sheet)	Go on to phonics bloom and access Phase 4 (instructions on spate sheet)
Understanding the world	<p>Use your espresso log in and log onto espresso online, explore the foundation stage section on Easter, there are videos, games and printable activities to explore. We ask that you watch the two Easter videos as a minimum. Please see help sheet attached to get on to espresso.</p> <p>(Espresso log in can be found on the school website if you are unsure)</p>		

# If you were the Easter Bunny...

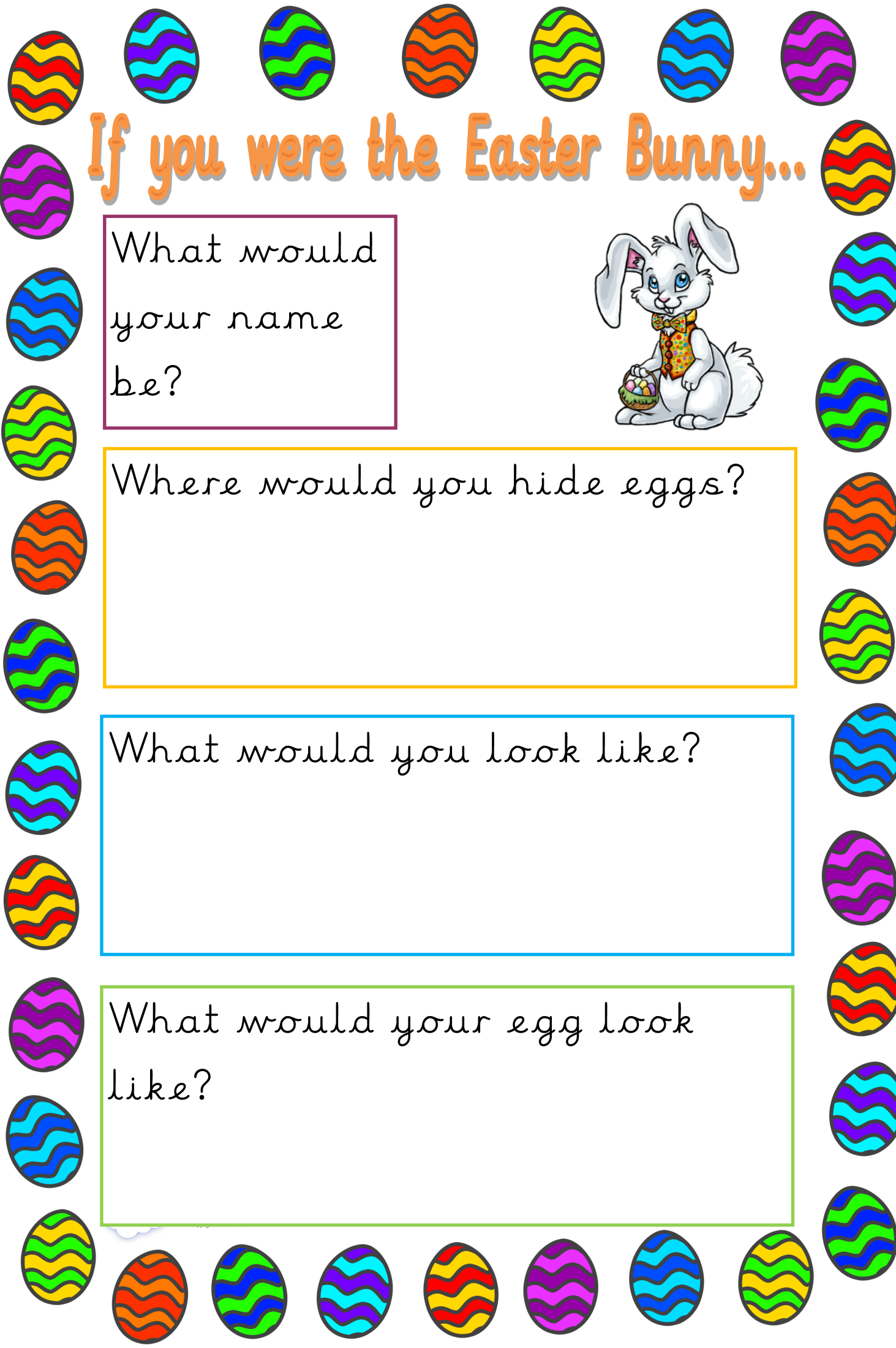
What would  
your name  
be?



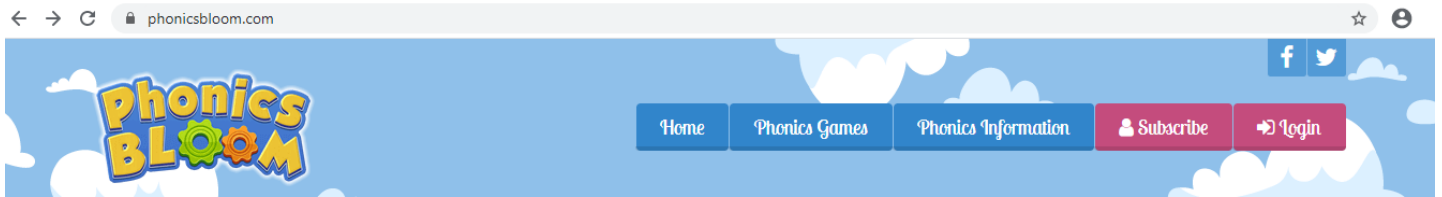
Where would you hide eggs?

What would you look like?

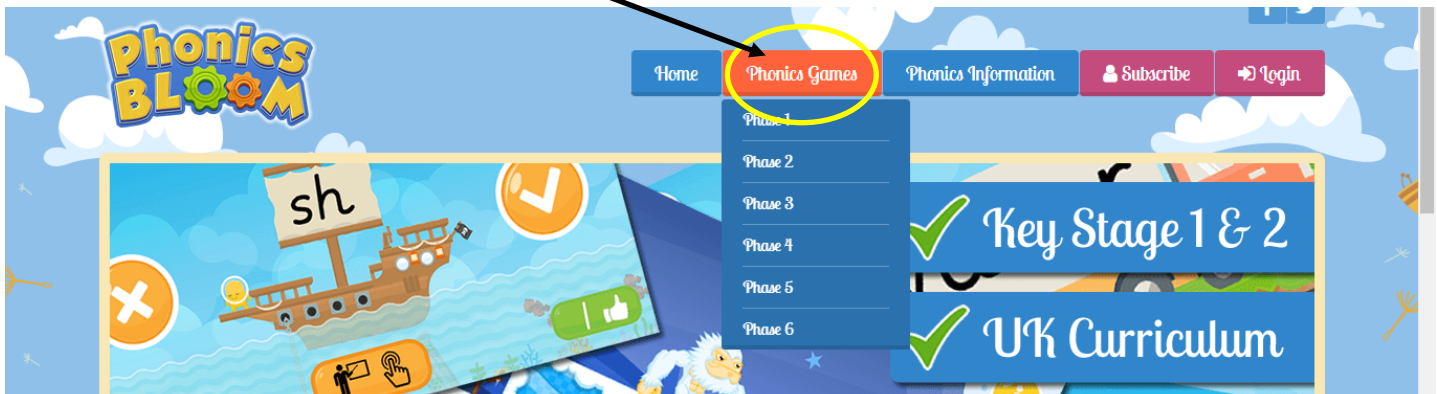
What would your egg look like?



# Search phonics bloom in google



Hover over phonics games and select the phase directed from the home learning grid



## Challenge 1

**Fishy Phonics**  
Read the words in the cloud and then use your fishing skills to try and catch the matching picture cards from the river.

Phase 2

> Skills taught: Visual discrimination, grapheme-phoneme correspondence, reading speed

Play now

## Challenge 2

**Yes/No Yeti**  
Can you help the penguins escape? Read the Yeti's question and choose either 'Yes' or 'No' to run across the bridge to safety.

Phase 3

> Skills taught: Grapheme recognition, sounding out, blending

Play now

## Challenge 3

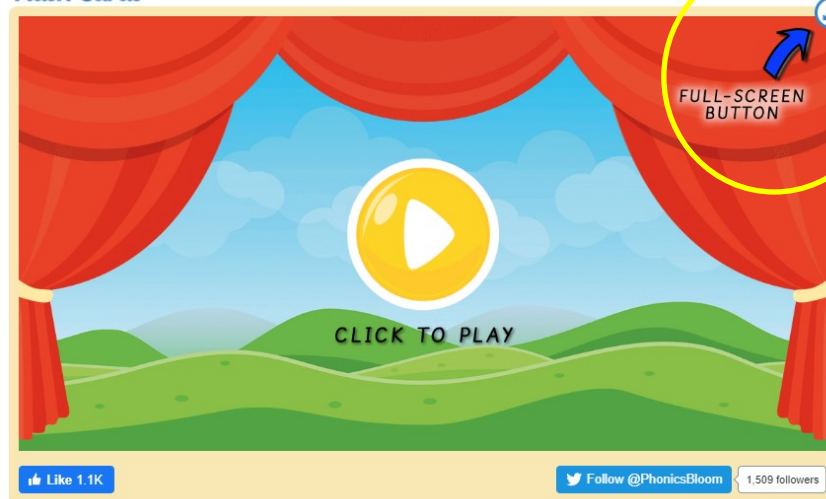
**Word Pairs**  
Can you match the picture cards to the word cards? Try to remember where you saw the two matching cards to find a pair.

Phase 4

> Skills taught: Grapheme recognition, sounding out, blending, visual memory, auditory memory

Play now

## Flash Cards



Click on this button to make full screen

## Maths challenge 1

Type into google -'topmarks easter counting game'



When you have found the game online—click on the numbers to 10 option and start of by practising counting out groups of Easter eggs to 10. If you are confident select the option of numbers to 15 for a bit of a challenge—ensure children count independently!



Drag the correct amount of Easter eggs onto the bear, counting each one, when you think you have the right amount double check before you click check!



Have a go at numbers to 15 if you are confident with 10. Some children may need adult support to recognise numbers 10-15 before they start counting.

## Maths challenge 2 & 3

Type into YouTube—'give me half story'—watch and consolidate your learning about finding half of objects and amounts.

If you can during your day when you have breakfast or lunch can you try and share/ halve your food & drinks? Could you have half each with your siblings? Or if you have time make a pizza or a cake and cut it into halves to share.

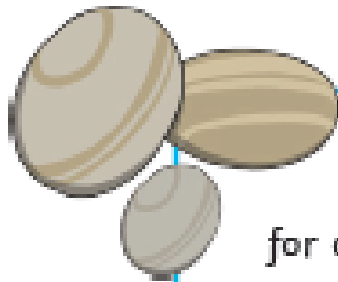
There are also some additional sheets attached if you are interested in additional activities about finding half!



# Solving Problems - Halving

## Home Learning Challenges


April made 6 cupcakes and ate half of them. How many did she eat? How many did she have left? Can you draw a picture of the cupcakes April had left?



Count out 10 sticks or stones. Put half into the soil for animals to hide under and put half in a wooden box for an insect home. How many do you have in the box? How many in the soil?



Draw 8 bottles of paint on a classroom shelf. Colour half the paint bottles in blue. How many are blue?



There are 12 children in Mrs Peacock's class. Half of the children are girls. How many are girls? How many are boys?

If there were 16 cars in a car park at lunchtime and half were driven away, how many would be left in the afternoon? If you have some toy cars, you could work it out using those.



There are 22 footballers on a field and half of them are wearing red. How many footballers are in red? Draw 22 T-shirts and colour half in red to check.

# Topic task—All about Easter

Here are step by step instructions of how to access the site

Discovery EDUCATION | What we offer - Who we are - Free resources -

Service status (MONITORING): We are receiving reports of slowness with Discovery Education Espresso & Discovery Education Coding. Our engineering team is investigating - please try again shortly. We're sorry for any inconvenience caused.

## Discovery Education Espresso

We make teaching easier

The award-winning, curriculum-centred primary teaching resource made by teachers for teachers. Save time, deliver high quality education and inspire student success.

Suitable for your whole school from Foundation to Year 6.

Discovery EDUCATION | espresso

Supporting teachers every step of the way

Deliver on the new 2019 Ofsted curriculum requirements

Espresso's rich, all-in-one learning service offers a wide range of subjects mapped to the curriculum, ensuring that your school will deliver high quality education and appropriate coverage with thoughtfully structured content to meet the requirements of the new 2019 Ofsted Inspection Framework.

[Log in to Espresso](#)

[Request a demo](#)

Discovery EDUCATION | espresso

Search

All Key Stages

Foundation | Key Stage 1 | Key Stage 2 | Teacher planning

## This week's highlights

**DAILY NEWS**

What is Mothering Sunday?  
Foundation / PSED / News

Practise your poetry  
Key Stage 2 / English / Poetry (Upper)

Daily News  
Today's 60 second update for KS2

Home / Foundation

### Learning areas

- Communication and language
- Physical development
- PSED
- Literacy
- Maths
- Understanding the world**
- Expressive arts and design

### Our picks

All about me  
Foundation / PSED / All about me

Dinosaurs  
Foundation / World / Dinosaurs

Weekly News

Mothering Sunday  
Foundation / PSED / News

### Literacy and Maths

a-e

1 2 3 4 5 6 7 8 9 10

**Easter**  
Bring Easter into your classroom with cross-curricular resources covering a range of EYFS goals, including maths, communication and language and expressive arts and design.

**Espresso Zoo**  
Videos and activities enable children to observe animals in different habitats — looking at how they move and the sounds they make, in order to draw comparisons.

*The world*

**Fourways Farm**  
Animated stories that develop scientific understanding about living things and the properties of materials.

*The world*

**Going green — Resource box**  
A collection filled with ideas for class projects and 'green' research. Explore the environment through themes such as 'going green', 'recycling' and 'water and energy'.

Discovery EDUCATION | espresso

F | KS1 | KS2 | Planning

Search

All Key Stages

Home > PSED > Easter

# Easter

Videos

Activities

Printable resources

Images

Books

Module guide

Videos

Activities

Printable resources

Images