








Set Menu: daily reading & sticker charts

We will be looking for children to be reading at home with their parents. Listening to children read will enable them to grow in confidence as they become fluent readers. We want to promote a love of books!

Added Extras:

We will encourage your child to complete as many of the activities from the menu as they like at home, but NO LESS than 3 over the half term, This can be recorded (if appropriate) in our homework books. We will ask for homework books in during the last week of each half term in order for us to share and celebrate this learning.

<b>Read it</b>	<b>Research it</b>	<b>Design it</b>
<p>Read a non-fiction book about toads, rats or badgers.</p> 	<p>Research and find information about rats, toads and badgers. (Link to writing task below)</p> 	<p>Design a picnic basket to go on an adventure down by the river.</p> 
<b>Practise it</b>	<b>Write it</b>	<b>Make it</b>
 <p>Can you practise and learn your 2, 5 and 10 times table.</p> <p>Challenge - Do you know them in a random order? Can you say the related division fact for each multiplication?</p> <p>e.g. <math>2 \times 3 = 6</math></p> <p><math>6 \div 3 = 2</math></p>	<p>(Linked to Research task) Can you present your information on a rat, toad, or badger as a non-chronological report?</p> <ul style="list-style-type: none"> <li>• Headings</li> <li>• Subheadings</li> <li>• Opening paragraph</li> <li>• Did you know box</li> <li>• Photographs</li> </ul> 	<p>Can you make something you would take on a picnic? E.g. sandwiches, cakes, biscuits, fresh lemonade etc.</p> <p>This can be photographed and stuck into the homework book.</p> 