

Please find today's learning tasks below.

The table below explains the tasks and you will find the resources underneath.

Year group: Reception		Date: 25.3.20	
	Challenge 1	Challenge 2	Challenge 3
English	<p>Can you write a list of some of your favourite toys/ games.</p> <p>If you can't choose any have a look at some I have found.</p> <p>ted mat doll pig dog till</p>	<p>Choose 2 or 3 of your favourite toys. Can you write a caption for it.</p> <p>Remember a caption is only 3 or 4 words. Say what you want to write 5 times and then try to remember to sound out each word carefully as you write.</p> <p>till full of cash ted can sing a big play mat A pink pig sit the doll up</p>	<p>Choose your favourite toy toys. Can you describe what they are like? How do they feel? Do they have a smell? What do you see?</p> <p>Make a list of adjectives to describe it.</p> <p>Smooth Bumpy Soft Fluffy Hard</p> <p>Now write a sentence using your adjectives.</p>
Maths	<p>If it isn't raining get outside for today's maths. You will need to draw a hopscotch like the one shown on the maths challenge sheet.</p> <p>Throw a stone onto the hopscotch and jump to the number.</p> <p>Can you work out one more? Can you work out one less? Now count the amount you landed on using what you can find (leaves, stones, sticks etc)</p>	<p>If it isn't raining get outside for today's maths. You will need to draw a hopscotch like the one shown on the maths challenge sheet.</p> <p>Make some addition number sentence cards and use some objects to work out the answer. Jump to the total you think it is now check on the back of the number sentence. Were you right?</p>	<p>If it isn't raining get outside for today's maths. You will need to draw a hopscotch like the one shown on the maths challenge sheet.</p> <p>You are going to be writing your own addition number sentences using the hopscotch. Throw a stone onto the hopscotch jump along and then record the number. Throw the stone a second time and do it again. Can you write down and work out your number sentence for the 2 numbers your stone landed on.</p>
Phonics/ Reading	<p>Search on you tube set 1 speed sounds and you will find either Tuesday 24.3.2020 if you choose to do it in the morning or from 9.30am the Wednesdays session will be loaded instead. See separate sheet underneath what it should look like</p>	<p>Search on you tube set 2 speed sounds and you will find either Tuesday 24.3.2020 if you choose to do it in the morning or from 9.30am the Wednesdays session will be loaded instead. See separate sheet underneath what it should look like</p>	
Other	<p>Get active.</p> <p>Load up YouTube on google.</p> <p>Type 'yoga time jungle safari' into the search.</p> <p>Scroll to the correct link produced by cosmic yoga.</p> <p>Now follow the instructions on the screen and have some fun following the story with the yoga poses, stretches and moves.</p> <p>Why not choose a different yoga video to watch and do each day.</p> <p>Get all the family involved to stay fit and healthy.</p>		

Phonics you tube—ruth miskin phonics lesson

This screenshot shows the YouTube search interface. The search bar at the top contains the text "set 1 speed sounds". Below the search bar, a video result is displayed. The video title is "Set 1 Speed Sounds - Tuesday, 24.03.2020" by Ruth Miskin Training, with 39K views and posted 11 hours ago. The video thumbnail features the text "Set 1 Speed Sounds" and "Tuesday, 24.03.2020" with a duration of 9:32. The video description includes the text "Join Ruth to practise Set 1 Speed Sounds! Perfect for children in Nursery, Reception or those new to". The video is marked as "New".

This screenshot shows the YouTube search interface. The search bar at the top contains the text "set 2 speed sounds". Below the search bar, a video result is displayed. The video title is "Set 2 Speed Sounds - Tuesday, 24.03.2020" by Ruth Miskin Training, with 35K views and posted 11 hours ago. The video thumbnail features the text "Set 2 Speed Sounds" and "Tuesday, 24.03.2020" with a duration of 15:07. The video description includes the text "Join Rosie to practise Set 2 Speed Sounds; perfect for children in Reception who are confident reading Set 1 Speed Sounds and ...". The video is marked as "New".

English challenge 1

m a + Remember to use your Fred fingers to sound out words

A green frog character with its right hand raised, pointing to the letters 'm', 'a', and a '+' sign. The letters are positioned above the fingers.

English challenge 2

If you are struggling to pick toys to write captions for have a look at some toys I have found.

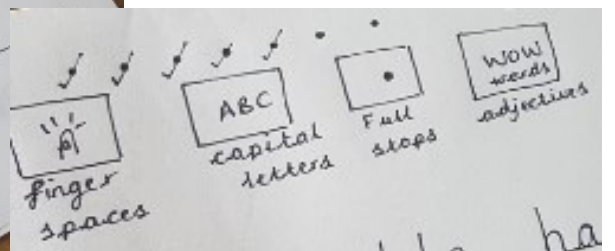
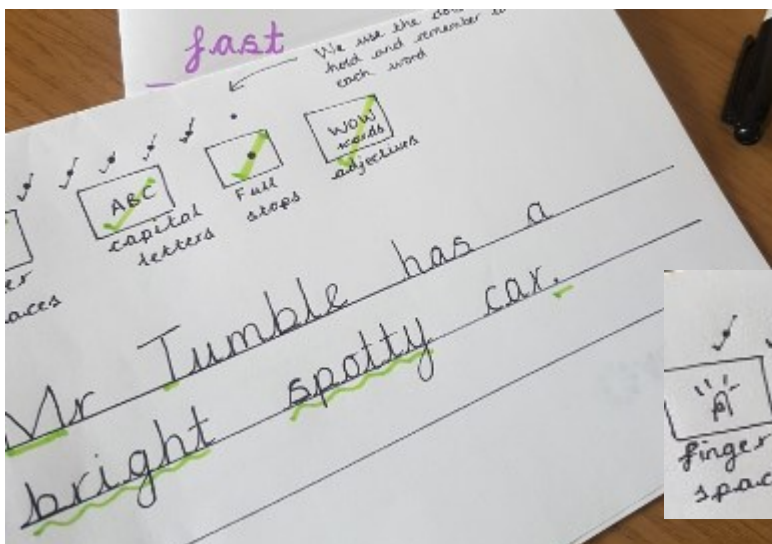
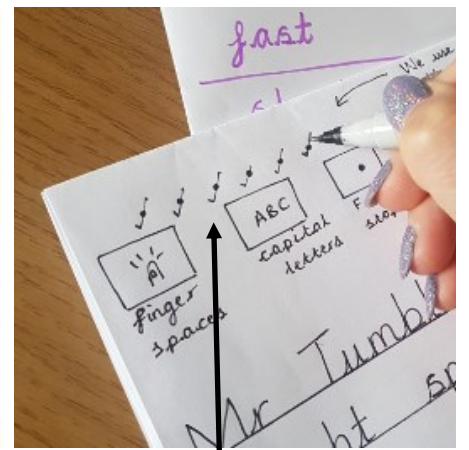

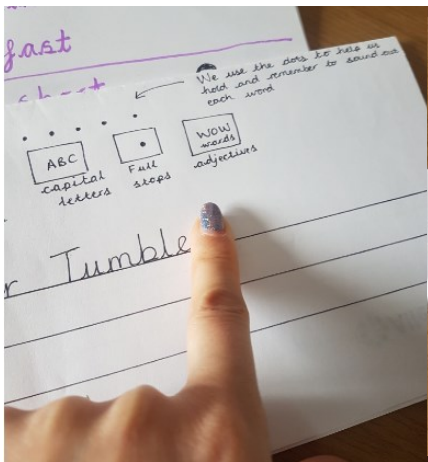
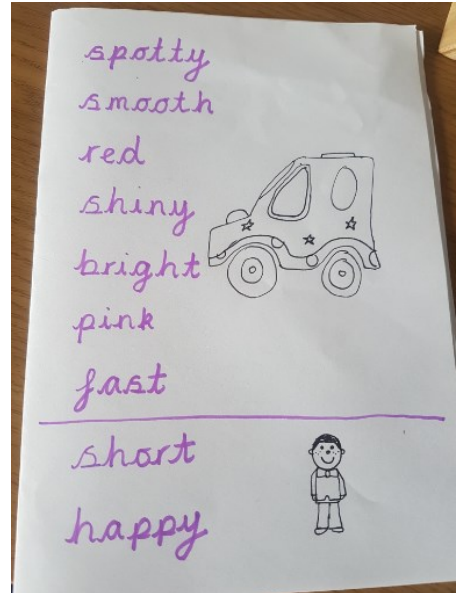


Don't forget to use
finger spaces after
every word



English challenge 3

Harrison loves his Mr Tumble car and figure. If you can't choose anything why not try to help me to make a list of words to describe what we can see here. Then write a few sentences about Harrison's toy.



We use the dots to help us to hold the sentence and remember to sound out each word.

We tick the dot when we have written each word.

I made my own success criteria. Why not do one for yourself to remember.

Maths challenge 1

Draw yourself a hopscotch like this below using chalk. When I was younger I used to try and find a good stone to make lines.



Photo: Laura Overdeck

Throw a stone onto the hopscotch.

Jump one jump at a time to that number.

Can you jump on the number that is one more? Are you adding or taking away? Is the number bigger or smaller than the number you started on?

Can you jump on the number that is one less?

Use stones and sticks to count that amount out.

I threw my stone on 7 above. I practised jumping to 7. Then I jumped one more and landed on the number 8. After I counted out 7 sticks. I got one more stick on now I have 8 sticks.

Encourage talking in full sentences.

1 more than 7 is 8.



Maths challenge 2

Write out some simple number sentences on separate pieces of paper/card. On the other side write down the answer. [use anything you can find to write on—milk top lids, cereal boxes, xmas wrapping paper etc].

Draw yourself a hopscotch like this below using chalk. When I was younger I used to try and find a good stone to make lines.



Photo: Laura Overdeck

Choose a number sentence and use anything you can find to help you work it out. Jump to the total you worked out. Now check did you get it right.

Give yourself one point (use stones to keep count how many points you get) and choose another number sentence. If you got it wrong check what you did.

$$3 + 3 =$$

$$7 + 1 =$$

$$2 + 5 =$$

$$4 + 5 =$$

$$6 + 4 =$$

$$3 + 7 =$$

$$\begin{array}{c} 3 \\ \text{|||} \end{array} + \begin{array}{c} 3 \\ \text{|||} \end{array} = 6$$

Maths challenge 3

Draw yourself a hopscotch like this below using chalk. When I was younger I used to try and find a good stone to make lines.



Photo: Laura Overdeck

Now throw a stone onto the hopscotch jump to the number pick up the stone and record the number it landed on.

Throw the stone again jump to that number pick up the stone and record the number it landed on.

Add the 2 numbers together placing the + symbol in the middle and work out the answer.


$$7 + 3 = 10$$

How many different number sentences can you make? Did you write any double addition sentences. Don't forget your add and equals sign.

Other activities

The screenshot shows a YouTube search interface. The search bar contains the text "yoga time jungle safari". On the left, there is a navigation menu with icons for Home, Trending, Subscriptions, Library, and History. The search results are filtered, showing a video titled "Yoga Time! | Jungle Safari - Kids Yoga and Nursery Rhymes" by Cosmic Kids Yoga. The video has 303K views and was uploaded 9 months ago. The description reads: "Easy, fun yoga designed specially for toddlers with songs, nursery rhymes and simple stories. Copy me, sing along and have fun ...". The video thumbnail shows a woman in a blue yoga outfit sitting on the ground in a jungle setting, with a parrot and a monkey nearby. The text "YOGA TIME! FOR LITTLE ONES!" is overlaid on the thumbnail, along with a duration of 13:14.

Others to potentially explore on other days



Stezzi The Parrot | A Cosmic Kids Yoga Adventure!

Cosmic Kids Yoga ✓ 449K views • 3 years ago

Episode 39 | Stezzi The Parrot | A Cosmic Kids Yoga Adventure! Join Jaime and Stezzi as they go into the rainforest to ...

CC



Lulu the Baby Lioness | A Cosmic Kids Yoga Adventure!

Cosmic Kids Yoga ✓ 608K views • 5 years ago

Episode 16 | Lulu the Baby Lioness | A Cosmic Kids Yoga Adventure! A kids yoga story all about dealing with frustration, and ...

CC



Yoga Time! | On the Farm - Kids Yoga and Nursery Rhymes

Cosmic Kids Yoga ✓ 844K views • 11 months ago

Easy, fun yoga designed specially for toddlers with songs, nursery rhymes and simple stories. Copy me, sing along and have fun ...



We're Going on a Bear Hunt | A Cosmic Kids Yoga Adventure!

Cosmic Kids Yoga ✓ 2.3M views • 2 years ago

A Cosmic Kids yoga adventure for younger kids based on the lovely story by Michael Rosen, We're Going on a Bear Hunt. Join ...