




Reception Welcome Meeting

Tuesday 10th September 2019



Meet the staff...



EYFS Curriculum

In Early Years we follow a play based curriculum which covers 17 areas of learning:-

Number
Shape, Space and measure
Writing
Reading
Physical development
Health and Self care
Understanding the word
People and Communities
Exploring Media and Materials
Being Imaginative
Speaking
Listening and Attention
Understanding
Self confidence and Self awareness
Making relationships
Managing feelings and behaviour
Technology

EYFS Curriculum

Your child will be assessed in all 17 areas throughout the year through independent work and adult observations.

We create an enabling environment where the children make their own choices and can challenge themselves when they are ready too.

Over the course of the year, the structure of the day may change to prepare children for the Year 1 curriculum.

EYFS end of year expectations!

By the end of the year a typical child will be expected to meet their Early Learning Goals in all 17 areas of the curriculum.

Here is an example of the writing and number ELG criteria.

Writing ELG :- Children use their phonic knowledge to write words in ways which match their spoken sounds. They also write some irregular common words. They write simple sentences which can be read by themselves and others. Some words are spelt correctly and others are phonetically plausible.

Number ELG:- Children count reliably with numbers from one to 20, place them in order and say which number is one more or one less than a given number. Using quantities and objects, they add and subtract two single-digit numbers and count on or back to find the answer. They solve problems, including doubling, halving and sharing.



Behaviour expectations and rewards

In Reception we use a number of strategies to promote positive behaviour.

We use verbal praise, stickers and praise certificates.

We also follow the whole school policy of the traffic light system and the house point system.

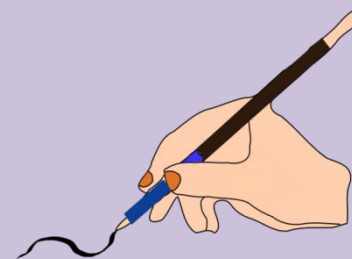
Children will be rewarded for positive behaviour and outstanding learning by moving onto bronze, silver and gold!

Sanctions will be put in place for challenging behaviour.





Pre - Cursive writing



As a school we have decided to take a different approach to handwriting this year. This is to improve the standard of handwriting across the school. In Reception the children will be taught to form each letter with a 'WOOSH' at the beginning. Here is an example:-

a b c

Letter shapes will be taught through phonics and short daily English sessions, they will also be encouraged when children are accessing the activities independently. This approach will be phased in throughout the year. A list of the NEW letter rhymes is available on the information table, please take one!



Topics this year...



- Me, Myself and I (Autumn 1)
- Terrific Transport (Autumn 1)
Trip to Manchester Airport
- Let's Celebrate (Autumn 2)
- Space (Spring 1)
- Amazing Animals (Spring 2)
Trip to Chester Zoo
- Giants and Fairies (Summer 1)
- It's a bug life (Summer 1)
Rent a Beast (school visit)

These topics may take place in different terms depending on term dates. All topics are book based and a book is shared as a class each week!



Characteristics of Effective Learning

I am proud of my achievements like

Ben & Holly

Active Learning -

achieving what I set out to do



The characteristics of learning are what makes your child Unique! These are qualities we look for everyday and when your child demonstrates one, they will be told and given a sticker. Here are some examples...

I am prepared to try something new like **Paw Patrol**

Playing & Exploring -
Being willing to have go



I think of my own ideas like

Mister Maker

Creating & thinking critically -
Having my own ideas



There are three types of Characteristics we look for which are:-

Active learning

Playing and Exploring

Creative & Critical thinking

Reach for the Stars!



In Reception we have a “Reach for the stars” display. This is to celebrate children’s achievements at home in school. A different coloured star will be sent home each half term for parents/ careers to write on their child’s achievement. We would like to share with you some example comments that would be suitable for the ‘reach for the stars’ display. The stars should comment on something new the children are able to do or something that has proved challenging that they are proud of.

Comments such as...

- ***** had good mouse control when using the computer to research Neil Armstrong for their space topic.
- ***** helped Mum to bake a cake for her sisters birthday, we measured the ingredients together!
- When writing in sentences ***** is remembering to use finger spaces. Well done!
- ***** swam a width at swimming at the weekend with no arm bands. Mum and Dad are so proud!

2Simple – 2 build a profile

2simple is an online learning journey that staff use to record observations and photographs of the children when they meet objectives from the curriculum.

Each term Parents will be emailed a copy of their child's 2simple learning journey and can also respond/ send their own photos through email.

Date: 05-Oct-2016




Notes

Georgia matched the numicon tile '10' to the jelly numbers. She realised that there wasn't a 10. So chose the correct numbers to make 10.

EE

Aspects contributed to by this experience:

- Counts an irregular arrangement of up to ten objects.
Mathematics>Numbers>40-60 months
- Counts objects to 10, and beginning to count beyond 10.
Mathematics>Numbers>40-60 months
- Selects the correct numeral to represent 1 to 5, then 1 to 10 objects.
Mathematics>Numbers>40-60 months



Electronic Learning Journals

As well as your child's Learning Journal Book, we also collect a range of practical evidence and observations using an electronic system called 2Build a Profile.

If you would like to receive an email report of your child's electronic Learning Journal, please complete this form.


Child's name: _____

Parent/Carers email address: _____

Sign _____ Date _____

I do/do not give permission for my child to be included in group photographs within Learning Journals (these may be seen by other parents).

I agree NOT to share any pictures from school on any form of social media.




We ask that before you leave this meeting that you complete this form to let us know the email address you would like registered to your child's account. (you can have two). By signing this form you are also agreeing that photos will not be shared on social media.

2Build a Profile



Rolling Snack & Water bottles



This year the children can access a snack area that is in the classroom throughout the day. It is up to your child to decide when they would like their snack. They pour their own drink and help themselves to a piece of fruit. This promotes independence and some of the curriculum areas such as health and self care & self confidence and self awareness.

If your child would like **Juice, this is £1 a week** and can be paid to a member of staff on a Monday morning in a sealed envelope with your child's name on and amount. Alternatively you can pay for a half term at £6 each time.

Water bottles

Water bottles should only have water in them as this is school policy, children can access their water bottles at any point during the school day! Bottles come home every day to be washed and refilled.





P.E



P.E takes place on a FRIDAY morning. Children are expected to wear full PE kit which includes shorts, pumps and a white t- shirt. In the winter we may ask for jogging bottoms to be sent in as well.

We encourage the children to undress and dress themselves as this is part of the curriculum. We would appreciate your support at home with this as some children find this difficult.

Homework Menu

Homework is completed by you and your child choosing from our homework menu. Here is an example! The school expectation is that 3 are completed each half term. You will find the menus on the website & we will also send a paper copy home in their homework book. ALL homework will come back to school during the last week of term and a new menu will be given.

Homework Menu

Year Group: Reception

Topic: Me, Myself & I / Transport

Term: Autumn 1

Set Menu: daily reading & sticker charts

We will be looking for children to be reading at home with their parents. Listening to children read will enable them to grow in confidence as they become fluent readers. We want to promote a love of books!

Added Extras:

We will encourage your child to complete as many of the activities from the menu as they like at home, but NO LESS than 3 over the half term. This can be recorded (if appropriate) in our homework books. We will ask for homework books in during the last week of each half term in order for us to share and celebrate this learning.

Read it	Research it	Design it
Can you read a transport story in an unusual place and stick a photo in your homework book?	Can you compare an old and new photo?(transport or family)	Can you design your own magical vehicle in your homework book?
Practise it	Write it	Make it
Can you practise getting changed on your own ready for your P.E lessons? Can you practise zipping up your own coat and send us a photo?	Can you draw and label what you enjoy doing with your family in your homework book? Can you draw a picture of a vehicle of your choice?	Can you make a form of transport from different materials and bring it into school?

A typical day in Reception

Meet & Greet /Morning activities

English input & small groups / children choosing

Break time 10.30-10.45

Maths input & small groups / children choosing

Phonics

Lunch time 12.00-1.00

Topic (music/art/P.E/ICT)

Break time 2.15-2.30

Squiggle/handwriting

Story & home



Book Bags and Zipper files

Your child will receive a home school links book and a zipper file with their name on. Please can these come to school everyday along with the book bag. Important letters and information may be put in your Child's zipper/ book bag so please check regularly.

Reading books



Reading books will be changed at least once a week sometimes twice. A prompt card may be put in with your child's book if they have changed level.

Your child's book band is linked to their phonic knowledge and will be reviewed on a regular basis.

Please feel free to record if you have read a book at home or a magazine of interest, leaflet etc...

We want to promote a love for reading!

Thank You!

Any questions?

Mrs Mullock and Mrs Seymour

