



Nursery Welcome Meeting

Tuesday 10th September 2019



EYFS Curriculum

In Early Years we follow a play based curriculum which covers 17 areas of learning:-

Number
Shape, Space and measure
Writing
Reading
Physical development
Health and Self care
Understanding the word
People and Communities
Exploring Media and Materials
Being Imaginative
Speaking
Listening and Attention
Understanding
Self confidence and Self awareness
Making relationships
Managing feelings and behaviour
Technology

EYFS Curriculum

Your child will be assessed in all 17 areas throughout the year through independent work and adult observations.

We create an enabling environment where the children make their own choices and can challenge themselves when they are ready too.

Over the course of the year, the structure of the day may change to prepare children for the Reception.

Behaviour expectations and rewards

In Nursery we use a number of strategies to promote positive behaviour.

We use verbal praise, stickers and praise certificates.

We also follow the whole school policy of the traffic light system and the house point system.

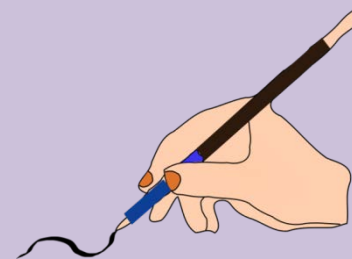
Children will be rewarded for positive behaviour and outstanding learning by moving onto bronze, silver and gold!

Sanctions will be put in place for challenging behaviour.





Pre - Cursive writing



As a school we have decided to take a different approach to handwriting. This is to improve the standard of handwriting across the school. In Nursery the children will be taught to form each letter with a 'WOOSH' at the beginning and some letters have a flick at the end. Here is an example:-

a b c



Topics this year...

Magical me(Autumn 1)

People who help us(Autumn2)

Let's Celebrate (Autumn 2)

Story time (Spring 1)

Pottery painting

Were going on a bear hunt(Spring 2)

Down on the farm(Summer 1)

Trip to glebe farm

Forest Schools

Commotion in the ocean (Summer 2)

These topics may take place in different terms depending on term dates. All topics are book based and a book is shared as a class each week!



Characteristics of Effective Learning

I am proud of my achievements like

Ben & Holly

Active Learning -

achieving what I set out to do



The characteristics of learning are what makes your child Unique! These are qualities we look for everyday and when your child demonstrates one, they will be told and given a sticker. Here are some examples...

I am prepared to try something new like **Paw Patrol**

Playing & Exploring -
Being willing to have go



I think of my own ideas like

Mister Maker

Creating & thinking critically -
Having my own ideas



There are three types of Characteristics we look for which are:-

Active learning

Playing and Exploring

Creative & Critical thinking

Proud Cloud!



In Nursery we have a “Proud Cloud” display. This is to celebrate children’s small achievements at home in school. A different coloured balloon will be sent home each half term for parents/ careers to write on their child’s achievement. We would like to share with you some example comments that would be suitable for the ‘proud cloud’ display. The balloon should comment on something new the children are able to do or something that has proved challenging that they are proud of.

Comments such as...

- ***** is now using the toilet with support
- ***** can now put on their own coat
- ***** helped Mum to bake a cake for her sisters birthday
- ***** went swimming at the weekend and enjoyed being in the water.

2Simple – 2 build a profile

2simple is an online learning journey that staff use to record observations and photographs of the children when they meet objectives from the curriculum.

Each half term Parents will be emailed a copy of their child's 2simple learning journey and can also respond/send their own photos through email.

Date: 05-Oct-2016




Notes

Georgia matched the numicon tile '10' to the jelly numbers. She realised that there wasn't a 10. So chose the correct numbers to make 10.

EE

Aspects contributed to by this experience:

- Counts an irregular arrangement of up to ten objects.
Mathematics>Numbers>40-60 months
- Counts objects to 10, and beginning to count beyond 10.
Mathematics>Numbers>40-60 months
- Selects the correct numeral to represent 1 to 5, then 1 to 10 objects.
Mathematics>Numbers>40-60 months



Electronic Learning Journals

As well as your child's Learning Journal Book, we also collect a range of practical evidence and observations using an electronic system called 2Build a Profile.

If you would like to receive an email report of your child's electronic Learning Journal, please complete this form.


Child's name: _____


Parent/Carers email address: _____

Sign _____ Date _____

I do/do not give permission for my child to be included in group photographs within Learning Journals (these may be seen by other parents).

I agree NOT to share any pictures from school on any form of social media.

 <https://twitter.com/2simple>



We ask that before you leave this meeting that you complete this form to let us know the email address you would like registered to your child's account. (you can have two). By signing this form you are also agreeing that photos will not be shared on social media.

2Build a Profile

2simple

A typical day ...

AM

Meet and greet – children choose around the room

Registration / day & weather

Daily teaching input (carpet time)

Children choosing time/ guided work

Break time

Phonics groups (20mins)

Children's choosing time/ guided work

Dough disco / squiggle (3 x week)

Home time or lunch time

PM

****Afternoon children repeat morning****

(30h children access new provision and receive small group sessions linking to topic)

Homework

Homework is completed by you and your child choosing from our homework menu. Here is an example! The school expectation is that 3 are completed each half term. You will find the menus on the website & we will also send a paper copy home in their homework book. ALL homework will come back to school during the last week of term and a new menu will be given.

Set Menu: daily reading & sticker charts


We will be looking for children to be reading at home with their parents. Listening to children read will enable them to grow in confidence as they become fluent readers. Once children are able to read fluently, and with expression, hold discussions around their comprehension of the texts.

Added Extras:

We will encourage your child to complete as many of the activities from the menu as they like at home, but NO LESS than 3 over the half term. This can be recorded (if appropriate) in our homework books. We will ask for homework books in during the last week of each half term in order for us to share and celebrate this learning.

Read it	Research it	Design it
Look at your favourite book and talk about what you see, take a photo and stick it in your homework book.	Look at your face in a mirror talk about what you see. Draw your face in your homework book.	Can you design a house in your homework book - think about the different parts and their shapes.
Practise it	Write it	Make it
Can you practise singing some number songs? e.g. 10 green bottles, 5 little monkeys.	Can you draw yourself in your homework book? Try to remember all of your body parts.	Can you make a paper plate face and send it into school?

Rolling Snack & Water bottles



This year the children can access a snack area that is in the classroom throughout the day. It is up to your child to decide when they would like their snack. They pour their own drink and help themselves to a piece of fruit. This promotes independence and some of the curriculum areas such as health and self care & self confidence and self awareness.

If your child would like Juice, this is £1 a week and can be paid to a member of staff on a Monday morning in a sealed envelope with your child's name on and amount. Alternatively you can pay for a half term at £6 each time.

Water bottles

Water bottles should only have water in them as this is school policy, children can access their water bottles at any point during the school day! Please name them.





Book Bags and Zipper files

Your child will receive a home school links book and a zipper file with their name on. Please can these come to school everyday along with the book bag. Important letters and information may be put in your Child's zipper/ book bag so please check regularly.

Reading books



When your child is ready we will give them a book to bring home to read with you!

Reading books will be changed at least once a week sometimes twice. A prompt card may be put in with your child's book if they have changed level.

Your child's book band is linked to their phonic knowledge and will be reviewed on a regular basis.

Thank You!

Any questions?

Miss C Lawton

